

# STENNER CATALOG



## STENNER PUMP ADVANTAGES

- ▶ Self-priming
- ▶ Can inject off-gassing solutions
- ▶ Simple tube replacement
- ▶ 3 point roller assists anti-siphoning
- ▶ Output reproducibility
- ▶ Output volume not affected by back pressure
- ▶ Tube lubrication not required
- ▶ No vapor lock or loss of prime
- ▶ Foot valve not required to prime

## CONTENTS

---

**PUMPS** .....2-49

**TANK SYSTEMS** .....51

**METER SYSTEMS** .....29, 32, 38, 53

### ACCESSORIES

Tanks .....50

PCMs .....54-55

Water Meters .....56-58

Flow Switches .....59

### PARTS

Pump Tubes .....60

Pump Heads & Parts .....61-63

Injection Fittings & Check Valves .....64

Miscellaneous Parts .....65

Water Meter Parts .....65

Motors & Parts .....66-68

Feed Rate Control & Parts .....69

**CHEMICAL COMPATIBILITY GUIDE** .....70-71

**INDEX** .....72

**POLICIES** .....Inside back cover

---



**John M. Ellsworth Co., Inc.**


P.O. Box 240072  
8700 West Bradley Road  
Milwaukee, WI 53224

800-333-3331 **PHONE**

info@jmesales.com **E-MAIL**  
www.JMESales.com **WEB**

# CLASSIC SERIES

Electromechanical | Single or Double Head | Adjustable or Fixed

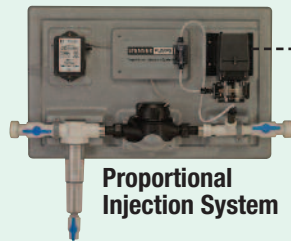


Single Head Adjustable


Single Head Fixed



Tank System



Proportional Injection System



Double Head Adjustable

Double Head Fixed

## Quick Facts

### CLASSIC 45

- Single head, adjustable or fixed output
- Up to 22.0 gpd @ 100 psi max.  
Up to 50.0 gpd @ 25 psi max.
- 26 rpm
- Model 45 pump prefix begins with 45

### CLASSIC 85

- Single head, adjustable or fixed output
- Up to 40.0 gpd @ 100 psi max.  
Up to 85.0 gpd @ 25 psi max.
- 44 rpm
- Model 85 pump prefix begins with 85

### CLASSIC 100

- Double head, adjustable or fixed output
- Up to 20.0 gpd @ 100 psi max.  
Up to 100.0 gpd @ 25 psi max.
- 26 rpm
- Model 100 pump prefix begins with 100

### CLASSIC 170

- Double head, adjustable or fixed output
- Up to 34.0 gpd @ 100 psi max.  
Up to 170.0 gpd @ 25 psi max.
- 44 rpm
- Model 170 pump prefix begins with 170

## Features

- Advantages of Stenner peristaltic pumps on Contents page
- Tube replacement without tools with patented QuickPro® pump head
- Adjustable models:
  - External adjustable dial ring on feed rate control
  - 20:1 turndown, 2.5% increments
- Single head models:
  - Available as Tank System; ships pre-assembled for quick installation
  - Fixed output pump can be utilized for proportional injection, refer to pages 54-55
- Components are interchangeable between models

## Versatile and Time-Tested

For over 65 years, the versatile peristaltic Classic Series remains a popular choice with installers. The pump is easy to service or convert to another model within the Classic Series. Injection can be directly into the water line. Pump can be activated by a pressure switch or controller.

# CLASSIC SERIES

## Weights and Dimensions

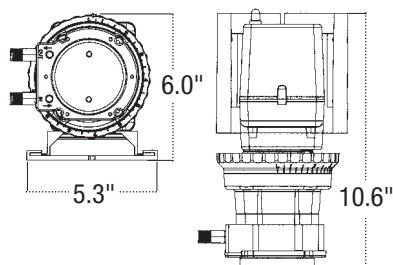
### Single Head Adjustable Models

**Shipping Weight** 9 lbs (3.9 kg)

#### Box Dimensions

13 x 8 x 10 in. (33 x 20 x 24 cm)

#### Product Dimensions



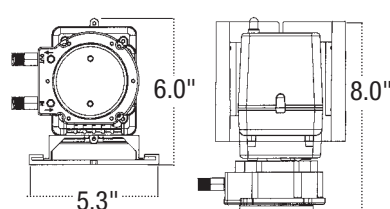
### Single Head Fixed Models

**Shipping Weight** 8 lbs (3.4 kg)

#### Box Dimensions

13 x 8 x 10 in. (33 x 20 x 24 cm)

#### Product Dimensions



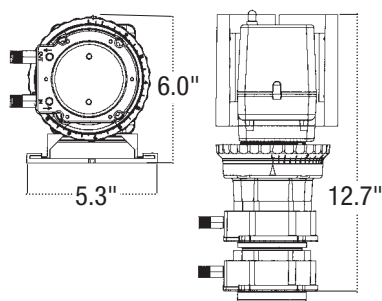
### Double Head Adjustable Models

**Shipping Weight** 10 lbs (4.5 kg)

#### Box Dimensions

18 x 8 x 10 in. (46 x 21 x 25 cm)

#### Product Dimensions



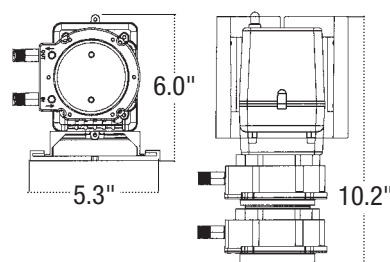
### Double Head Fixed Models

**Shipping Weight** 10 lbs (4.1 kg)

#### Box Dimensions

18 x 8 x 10 in. (46 x 21 x 25 cm)

#### Product Dimensions



## Accessories Shipped with Each Pump

3 Connecting Nuts 1/4" & 3 Ferrules 1/4" or 6 mm *Europe*  
or 3 Connecting Nuts & 2 Adapters 3/8"

1 Injection Fitting 25 psi (1.7 bar) max.  
or 1 Duckbill Check Valve 100 psi (6.9 bar) max.

1 Weighted Suction Line Strainer 1/4", 3/8" or 6 mm *Europe*  
20' Suction/Discharge Tubing 1/4" or 3/8", white or UV black  
or 20' Suction/Discharge Tubing, white, 6 mm *Europe*

1 Additional Pump Tube

2 Additional Latches

1 Mounting Bracket

1 Manual

NOTE: Double head pumps include another set of accessories listed above.

## Specifications

### Flow Rate Output Control

Adjustable model: External dial ring

**Reproducibility**  $\pm 2\%$

### Maximum Working Pressure

25 psi (1.7 bar); 100 psi (6.9 bar)

**Maximum Operating Temperature** 125°F (52°C)

### Maximum Suction Lift

25 ft (7.6 m) vertical lift, based on water

**Motor Type** 1/30 HP, shaded pole, class B

**Shaft rpm** (average maximum) 26 or 44

**Duty Cycle** Continuous

**Maximum Viscosity** 1500 centipoise

### Motor Voltage (Amp Draw)

120V 60Hz 1PH (1.7); 220V 60Hz 1PH (0.9);  
230V 50Hz 1PH (0.9); 250V 50Hz 1PH (0.9)

### Power Cord Type

120V 60Hz; 220V 60Hz SJTOW;  
230V 50Hz; 250V 50Hz H05VV-F

### Power Cord Plug End

120V 60Hz NEMA 5-15P; 220V 60Hz NEMA 6-15P;  
230V 50Hz CEE7/7; 250V 50Hz CEE7/7

**Power Cord Length** 6 ft (1.8 m)

**Classification** Indoor and suitable for outdoor when  
installed with a Stenner Rain Roof part # MP90000

## Materials of Construction

**All Housings** Polycarbonate

**Pump Tube** Santoprene® (FDA approved) or Versilon®

### Check Valve Duckbill

Santoprene® (FDA approved) or Pellethane®

**Pump Head Rollers** Polyethylene

**Roller Bushings** Oil impregnated bronze

### Suction/Discharge Tubing, Ferrules

Polyethylene (FDA approved)

### Tube Fittings, Check Valve Fittings

PVC or Polypropylene (both NSF listed)

### Connecting Nuts

PVC or Polypropylene (both NSF listed)

**3/8" Adapter** PVC or Polypropylene (both NSF listed)

### Suction Line Strainer and Cap

PVC or Polypropylene (both NSF listed); ceramic weight

**All Fasteners** Stainless steel

**Pump Head Latches** Polypropylene

NOTE: Refer to Chemical Guide for material compatibility,

## Agency Listings

- IAPMO Listed, conforms to standard NSF/ANSI 61 & 372 (excludes any model with a Versilon® tube).
- INTERTEK/ETL Sanitation Listed, Adjustable models conform to standard NSF/ANSI 50 (excludes any model with a Versilon® tube).
- INTERTEK/ETL Sanitation Listed, Fixed models conform to standard NSF/ANSI 50 only when used with standard NSF/ANSI 50 listed controllers.



CONFORMS TO  
ANSI/NSF STD. 50  
Equipment for swimming pools,  
spas, hot tubs and other  
recreational water facilities.  
USE ONLY WITH ANSI/NSF 50  
LISTED CONTROLLERS



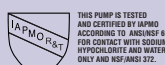
CONFORMS TO  
ANSI/NSF STD. 50  
Equipment for swimming pools,  
spas, hot tubs and other  
recreational water facilities.  
USE ONLY WITH ANSI/NSF 50  
LISTED CONTROLLERS



METERING PUMP  
LR79565  
9060



IPX4





# CLASSIC SERIES

## Flow Rate Outputs Single Head Adjustable 25 psi (1.7 bar) max. Approximate 20:1 turndown, 2.5% increments

Model	Pump Prefix	Pump Tube	Gallons per Day	Gallons per Hour	Ounces per Minute	Liters per Day	Liters per Hour	Milliliters per Minute	Liters per Day	Liters per Hour	Milliliters per Minute
45M1	45MJL1	1	0.2 to 3.0	0.01 to 0.13	0.02 to 0.27	0.8 to 11.4	0.03 to 0.48	0.56 to 7.92	0.6 to 9.1	0.02 to 0.38	0.31 to 6.32
45M2	45MJL2	2	0.5 to 10.0	0.02 to 0.42	0.04 to 0.89	1.9 to 37.9	0.08 to 1.58	1.32 to 26.32	1.5 to 30.3	0.06 to 1.26	1.04 to 21.04
45M3	45MJL3	3	1.1 to 22.0	0.05 to 0.92	0.10 to 1.96	4.2 to 83.3	0.18 to 3.47	2.92 to 57.85	3.3 to 66.6	0.14 to 2.78	2.29 to 46.25
45M4	45MJL4	4	1.7 to 35.0	0.07 to 1.46	0.15 to 3.11	6.4 to 132.5	0.27 to 5.52	4.44 to 92.01	5.1 to 106.0	0.21 to 4.42	3.54 to 73.61
45M5	45MJL5	5	2.5 to 50.0	0.10 to 2.08	0.22 to 4.44	9.5 to 189.3	0.40 to 7.89	6.60 to 131.43	7.6 to 151.4	0.32 to 6.31	5.28 to 105.14
85M1	85MJL1	1	0.3 to 5.0	0.01 to 0.21	0.03 to 0.44	1.1 to 18.9	0.05 to 0.79	0.76 to 13.13	0.9 to 15.1	0.04 to 0.63	0.52 to 10.49
85M2	85MJL2	2	0.8 to 17.0	0.03 to 0.71	0.07 to 1.51	3.0 to 64.4	0.13 to 2.68	2.08 to 44.65	2.4 to 51.5	0.10 to 2.15	1.67 to 35.76
85M3	85MJL3	3	2.0 to 40.0	0.08 to 1.67	0.18 to 3.55	7.6 to 151.4	0.32 to 6.31	5.27 to 105.14	6.1 to 121.1	0.25 to 5.05	4.24 to 84.10
85M4	85MJL4	4	3.0 to 60.0	0.13 to 2.5	0.27 to 5.33	11.4 to 227.1	0.48 to 9.46	7.92 to 157.71	9.1 to 181.7	0.38 to 7.57	6.32 to 126.18
85M5	85MJL5	5	4.3 to 85.0	0.18 to 3.54	0.38 to 7.55	16.3 to 321.8	0.68 to 13.4	11.32 to 223.40	13.0 to 257.4	0.54 to 10.73	9.03 to 178.75
Approximate output @ 60Hz									Approximate output @ 50Hz		

## Flow Rate Outputs Single Head Adjustable 100 psi (6.9 bar) max. Approximate 20:1 turndown, 2.5% increments

Model	Pump Prefix	Pump Tube	Gallons per Day	Gallons per Hour	Ounces per Minute	Liters per Day	Liters per Hour	Milliliters per Minute	Liters per Day	Liters per Hour	Milliliters per Minute
45MHP2	45MJH1	1	0.2 to 3.0	0.01 to 0.13	0.02 to 0.27	0.8 to 11.4	0.03 to 0.48	0.56 to 7.92	0.6 to 9.1	0.02 to 0.38	0.31 to 6.32
45MHP10	45MJH2	2	0.5 to 10.0	0.02 to 0.42	0.04 to 0.89	1.9 to 37.9	0.08 to 1.58	1.32 to 26.32	1.5 to 30.3	0.06 to 1.26	1.04 to 21.04
45MHP22	45MJH7	7	1.1 to 22.0	0.05 to 0.92	0.10 to 1.96	4.2 to 83.3	0.18 to 3.47	2.92 to 57.85	3.3 to 66.6	0.14 to 2.78	2.29 to 46.25
85MHP5	85MJH1	1	0.3 to 5.0	0.01 to 0.21	0.03 to 0.44	1.1 to 18.9	0.05 to 0.79	0.76 to 13.13	0.9 to 15.1	0.04 to 0.63	0.52 to 10.49
85MHP17	85MJH2	2	0.8 to 17.0	0.03 to 0.71	0.07 to 1.51	3.0 to 64.4	0.13 to 2.68	2.08 to 44.65	2.4 to 51.5	0.10 to 2.15	1.67 to 35.76
85MHP40	85MJH7	7	2.0 to 40.0	0.08 to 1.67	0.18 to 3.55	7.6 to 151.4	0.32 to 6.31	5.27 to 105.14	6.1 to 121.1	0.25 to 5.05	4.24 to 84.10
Approximate output @ 60Hz									Approximate output @ 50Hz		

### PUMP Build Item Number

Pump Prefix

#### VOLTAGE & HERTZ

120V 60Hz  
220V 60Hz  
230V 50Hz *International*  
250V 50Hz *International*  
Contact factory for additional voltage and plug options.

A  
B  
C  
D

#### SUCTION/DISCHARGE TUBING

1/4" White  
1/4" UV Black  
3/8" White  
3/8" UV Black  
6 mm White *Europe*  
O.D. does not affect output.

1  
2  
3  
4  
5

#### TUBE MATERIAL

Santoprene®  
Versilon® (#7 not available)

S  
T

### TANK SYSTEM Build Item Number

Pump Prefix

#### TANK

7.5-Gallon UV Gray  
7.5-Gallon White  
15-Gallon UV Gray  
15-Gallon White  
30-Gallon UV Gray  
30-Gallon White

S7G  
S7N  
S1G  
S1N  
S3G  
S3N

#### VOLTAGE & HERTZ

120V 60Hz  
220V 60Hz  
230V 50Hz *International*  
250V 50Hz *International*  
Contact factory for additional voltage and plug options.

A  
B  
C  
D

#### SUCTION/DISCHARGE TUBING

1/4" White  
1/4" UV Black  
3/8" White  
3/8" UV Black  
6 mm White *Europe*  
O.D. does not affect output.

1  
2  
3  
4  
5

#### TUBE MATERIAL

Santoprene®  
Versilon® (#7 not available)

S  
T

NOTE: Refer to Chemical Guide for material compatibility.

**NOTICE:** The information within these charts is solely intended for use as a guide. The output data is an approximation based on pumping water under a controlled testing environment. Many variables can affect the output of the pump. Stenner Pump Company recommends that all metering pumps undergo field calibration by means of analytical testing to confirm their outputs. To reduce feed rate control wear, select the pump with a maximum flow rate output that most closely matches your application's maximum need.

# CLASSIC SERIES

## Flow Rate Outputs Single Head Fixed 25 psi (1.7 bar) max.

Model	Pump Prefix	Pump Tube	Gallons per Day	Gallons per Hour	Ounces per Minute	Liters per Day	Liters per Hour	Milliliters per Minute	Liters per Day	Liters per Hour	Milliliters per Minute
45MP1	45MFL1	1	3.0	0.13	0.27	11.4	0.48	7.92	9.1	0.38	6.32
45MP2	45MFL2	2	10.0	0.42	0.89	37.9	1.58	26.32	30.3	1.26	21.04
45MP3	45MFL3	3	22.0	0.92	1.96	83.3	3.47	57.85	66.6	2.78	46.25
45MP4	45MFL4	4	35.0	1.46	3.11	132.5	5.52	92.01	106.0	4.42	73.61
45MP5	45MFL5	5	50.0	2.08	4.44	189.3	7.89	131.43	151.4	6.31	105.14
85MP1	85MFL1	1	5.0	0.21	0.44	18.9	0.79	13.13	15.1	0.63	10.49
85MP2	85MFL2	2	17.0	0.71	1.51	64.4	2.68	44.65	51.5	2.15	35.76
85MP3	85MFL3	3	40.0	1.67	3.55	151.4	6.31	105.14	121.1	5.05	84.10
85MP4	85MFL4	4	60.0	2.50	5.33	227.1	9.46	157.71	181.7	7.57	126.18
85MP5	85MFL5	5	85.0	3.54	7.55	321.8	13.40	223.40	257.4	10.73	178.75
Approximate output @ 60Hz									Approximate output @ 50Hz		

## Flow Rate Outputs Single Head Fixed 100 psi (6.9 bar) max.

Model	Pump Prefix	Pump Tube	Gallons per Day	Gallons per Hour	Ounces per Minute	Liters per Day	Liters per Hour	Milliliters per Minute	Liters per Day	Liters per Hour	Milliliters per Minute
45MPHP2	45MFH1	1	3.0	0.13	0.27	11.4	0.48	7.92	9.1	0.38	6.32
45MPHP10	45MFH2	2	10.0	0.42	0.89	37.9	1.58	26.32	30.3	1.26	21.04
45MPHP22	45MFH7	7	22.0	0.92	1.96	83.3	3.47	57.85	66.6	2.78	46.25
85MPHP5	85MFH1	1	5.0	0.21	0.44	18.9	0.79	13.13	15.1	0.63	10.49
85MPHP17	85MFH2	2	17.0	0.71	1.51	64.4	2.68	44.65	51.5	2.15	35.76
85MPHP40	85MFH7	7	40.0	1.67	3.55	151.4	6.31	105.14	121.1	5.05	84.10
Approximate output @ 60Hz									Approximate output @ 50Hz		

### PUMP Build Item Number

Pump Prefix

#### VOLTAGE & HERTZ

120V 60Hz  
220V 60Hz  
230V 50Hz *International*  
250V 50Hz *International*  
Contact factory for additional voltage and plug options.

**A**  
**B**  
**C**  
**D**

#### SUCTION/DISCHARGE TUBING

1/4" White  
1/4" UV Black  
3/8" White  
3/8" UV Black  
6 mm White *Europe*  
O.D. does not affect output.

**1**  
**2**  
**3**  
**4**  
**5**

#### TUBE MATERIAL

Santoprene®  
Versilon® (#7 not available)

**S**  
**T**

### TANK SYSTEM Build Item Number

Pump Prefix

#### TANK

7.5-Gallon UV Gray  
7.5-Gallon White  
15-Gallon UV Gray  
15-Gallon White  
30-Gallon UV Gray  
30-Gallon White

**S7G**  
**S7N**  
**S1G**  
**S1N**  
**S3G**  
**S3N**

#### VOLTAGE & HERTZ

120V 60Hz  
220V 60Hz  
230V 50Hz *International*  
250V 50Hz *International*  
Contact factory for additional voltage and plug options.

**A**  
**B**  
**C**  
**D**

#### SUCTION/DISCHARGE TUBING

1/4" White  
1/4" UV Black  
3/8" White  
3/8" UV Black  
6 mm White *Europe*  
O.D. does not affect output.

**1**  
**2**  
**3**  
**4**  
**5**

#### TUBE MATERIAL

Santoprene®  
Versilon® (#7 not available)

**S**  
**T**

NOTE: Refer to Chemical Guide for material compatibility.

**NOTICE:** The information within these charts is solely intended for use as a guide. The output data is an approximation based on pumping water under a controlled testing environment. Many variables can affect the output of the pump. Stenner Pump Company recommends that all metering pumps undergo field calibration by means of analytical testing to confirm their outputs.

# CLASSIC SERIES

## Flow Rate Outputs Double Head Adjustable 25 psi (1.7 bar) max. Approximate 20:1 turndown, 2.5% increments

Model	Pump Prefix	Pump Tube	Gallons per Day	Gallons per Hour	Ounces per Minute	Liters per Day	Liters per Hour	Milliliters per Minute	Liters per Day	Liters per Hour	Milliliters per Minute
100DM1	100JL1	1	0.3 to 6.0	0.01 to 0.25	0.03 to 0.53	1.1 to 22.7	0.05 to 0.95	0.76 to 15.76	0.9 to 18.2	0.04 to 0.76	0.61 to 12.64
100DM2	100JL2	2	1.0 to 20.0	0.04 to 0.83	0.09 to 1.78	3.8 to 75.7	0.16 to 3.15	2.64 to 52.57	3.0 to 60.6	0.13 to 2.53	2.11 to 42.06
100DM3	100JL3	3	2.2 to 44.0	0.09 to 1.83	0.19 to 3.91	8.3 to 166.5	0.35 to 6.94	5.76 to 115.63	6.6 to 133.2	0.28 to 5.55	4.58 to 92.50
100DM4	100JL4	4	3.5 to 70.0	0.15 to 2.92	0.31 to 6.22	13.2 to 265.0	0.55 to 11.04	9.17 to 184.03	10.6 to 212.0	0.44 to 8.83	7.36 to 147.22
100DM5	100JL5	5	5.0 to 100.0	0.21 to 4.17	0.44 to 8.88	18.9 to 378.5	0.79 to 15.77	13.13 to 262.88	15.1 to 302.8	0.63 to 12.61	10.49 to 210.28
170DM1	170JL1	1	0.5 to 10.0	0.02 to 0.42	0.04 to 0.89	1.9 to 37.9	0.08 to 1.58	1.32 to 26.32	1.5 to 30.3	0.06 to 1.26	1.04 to 21.04
170DM2	170JL2	2	1.7 to 34.0	0.07 to 1.42	0.15 to 3.02	6.4 to 128.7	0.27 to 5.36	4.44 to 89.38	5.1 to 102.6	0.21 to 4.29	3.54 to 71.55
170DM3	170JL3	3	4.0 to 80.0	0.17 to 3.33	0.35 to 7.11	15.1 to 302.8	0.63 to 12.62	10.49 to 210.28	12.1 to 242.2	0.50 to 10.09	8.40 to 168.22
170DM4	170JL4	4	6.0 to 120.0	0.25 to 5.0	0.53 to 10.66	22.7 to 454.2	0.95 to 18.93	15.76 to 315.42	18.2 to 363.4	0.76 to 15.14	12.64 to 252.36
170DM5	170JL5	5	8.5 to 170.0	0.35 to 7.08	0.76 to 15.10	32.2 to 643.5	1.34 to 26.80	22.36 to 446.88	25.7 to 514.8	1.07 to 21.45	17.92 to 357.50
Approximate output @ 60Hz									Approximate output @ 50Hz		

## Flow Rate Outputs Double Head Adjustable 100 psi (6.9 bar) max. Approximate 20:1 turndown, 2.5% increments

Model	Pump Prefix	Pump Tube	Gallons per Day	Gallons per Hour	Ounces per Minute	Liters per Day	Liters per Hour	Milliliters per Minute	Liters per Day	Liters per Hour	Milliliters per Minute
100DMHP5	100JH1	1	0.3 to 6.0	0.01 to 0.25	0.03 to 0.53	1.1 to 22.7	0.05 to 0.95	0.76 to 15.76	0.9 to 18.2	0.04 to 0.76	0.61 to 12.64
100DMHP20	100JH2	2	1.0 to 20.0	0.04 to 0.83	0.09 to 1.78	3.8 to 75.7	0.16 to 3.15	2.64 to 52.57	3.0 to 60.6	0.13 to 2.53	2.11 to 42.06
170DMHP9	170JH1	1	0.5 to 10.0	0.02 to 0.42	0.04 to 0.89	1.9 to 37.9	0.08 to 1.58	1.32 to 26.32	1.5 to 30.3	0.06 to 1.26	1.04 to 21.04
170DMHP34	170JH2	2	1.7 to 34.0	0.07 to 1.42	0.15 to 3.02	6.4 to 128.7	0.27 to 5.36	4.44 to 89.38	5.1 to 102.6	0.21 to 4.29	3.54 to 71.55
Approximate output @ 60Hz									Approximate output @ 50Hz		

### PUMP Build Item Number

Pump Prefix

#### VOLTAGE & HERTZ

120V 60Hz  
 220V 60Hz  
 230V 50Hz *International*  
 250V 50Hz *International*  
 Contact factory for additional  
 voltage and plug options.

**A**  
**B**  
**C**  
**D**

#### SUCTION/DISCHARGE TUBING

1/4" White  
 1/4" UV Black  
 3/8" White  
 3/8" UV Black  
 6 mm White *Europe*  
 O.D. does not affect output.

**1**  
**2**  
**3**  
**4**  
**5**

#### TUBE MATERIAL

Santoprene®  
 Versilon® (#7 not available)

**S**  
**T**

NOTE: Refer to Chemical Guide for material compatibility.



**NOTICE:** The information within these charts is solely intended for use as a guide. The output data is an approximation based on pumping water under a controlled testing environment. Many variables can affect the output of the pump. Stenner Pump Company recommends that all metering pumps undergo field calibration by means of analytical testing to confirm their outputs. To reduce feed rate control wear, select the pump with a maximum flow rate output that most closely matches your application's maximum need.



# CLASSIC SERIES

## Flow Rate Outputs Double Head Fixed 25 psi (1.7 bar) max.

Model	Pump Prefix	Pump Tube	Gallons per Day	Gallons per Hour	Ounces per Minute	Liters per Day	Liters per Hour	Milliliters per Minute	Liters per Day	Liters per Hour	Milliliters per Minute
100DMP1	100FL1	1	6.0	0.25	0.53	22.7	0.95	15.76	18.2	0.76	12.64
100DMP2	100FL2	2	20.0	0.83	1.78	75.7	3.15	52.57	60.6	2.53	42.06
100DMP3	100FL3	3	44.0	1.83	3.91	166.5	6.94	115.63	133.2	5.55	92.50
100DMP4	100FL4	4	70.0	2.92	6.22	265.0	11.04	184.03	212.0	8.83	147.22
100DMP5	100FL5	5	100.0	4.17	8.88	378.5	15.77	262.88	302.8	12.61	210.28
170DMP1	170FL1	1	10.0	0.42	0.89	37.9	1.58	26.32	30.3	1.26	21.04
170DMP2	170FL2	2	34.0	1.42	3.02	128.7	5.36	89.38	102.6	4.29	71.55
170DMP3	170FL3	3	80.0	3.33	7.11	302.8	12.62	210.28	242.2	10.09	168.22
170DMP4	170FL4	4	120.0	5.0	10.66	454.2	18.93	315.42	363.4	15.14	252.36
170DMP5	170FL5	5	170.0	7.08	15.10	643.6	26.80	446.88	514.8	21.45	357.50
Approximate output @ 60Hz									Approximate output @ 50Hz		

## Flow Rate Outputs Double Head Fixed 100 psi (6.9 bar) max.

Model	Pump Prefix	Pump Tube	Gallons per Day	Gallons per Hour	Ounces per Minute	Liters per Day	Liters per Hour	Milliliters per Minute	Liters per Day	Liters per Hour	Milliliters per Minute
100DMPHP5	100FH1	1	6.0	0.25	0.53	22.7	0.95	15.76	18.2	0.76	12.64
100DMPHP20	100FH2	2	20.0	0.83	1.78	75.7	3.15	52.57	60.6	2.53	42.06
170DMPHP9	170FH1	1	10.0	0.42	0.89	37.9	1.58	26.32	30.3	1.26	21.04
170DMPHP34	170FH2	2	34.0	1.42	3.02	128.7	5.36	89.38	102.6	4.29	71.55
Approximate output @ 60Hz									Approximate output @ 50Hz		

### PUMP Build Item Number

Pump Prefix				
-------------	--	--	--	--

#### VOLTAGE & HERTZ

120V 60Hz  
 220V 60Hz  
 230V 50Hz *International*  
 250V 50Hz *International*  
 Contact factory for additional  
 voltage and plug options.

**A**  
**B**  
**C**  
**D**

#### SUCTION/DISCHARGE TUBING

1/4" White  
 1/4" UV Black  
 3/8" White  
 3/8" UV Black  
 6 mm White *Europe*  
 O.D. does not affect output.

**1**  
**2**  
**3**  
**4**  
**5**


#### TUBE MATERIAL

Santoprene®  
 Versilon® (#7 not available)

**S**  
**T**

NOTE: Refer to Chemical Guide for material compatibility.

**NOTICE:** The information within these charts is solely intended for use as a guide. The output data is an approximation based on pumping water under a controlled testing environment. Many variables can affect the output of the pump. Stenner Pump Company recommends that all metering pumps undergo field calibration by means of analytical testing to confirm their outputs.



## Quick Facts

- Variable speed with multiple modes of operation
- Up to 125.0 gpd @ 100 psi max.  
Up to 315.0 gpd @ 25 psi max.
- Totally enclosed housing, NEMA 4X
- Leak detection
- Tube life timer
- Password protection
- Backup pump capability
- Indoor/Outdoor
- 2 year warranty
- S Series pump prefix begins with S30, S40 or S50

## Quick Start in 5 Steps

1. ENTER pump max. flow rate output
2. CONFIGURE options
3. SELECT mode of operation
4. PROGRAM optional relays
5. RUN pump

## Designed for Demanding Applications

The S Series metering pump is designed for demanding applications with a robust totally enclosed housing, built to the NEMA 4X standard. The pump has backup capability to seamlessly transfer operation from the primary to a backup pump when needed. With the OLED display on the control panel and the programmable output relays, an operator can monitor the performance status of the pump. The password protection prevents unauthorized access to the programmed settings.

The pump interfaces with process control systems utilizing a 4-20mA output signal and three programmable output relays. Applications include but are not limited to return wastewater treatment, additive injection in a manufacturing process, and liquid biocide injection in cooling towers. Program the pump for your application with the digital keypad. Select from nine modes of operation and several pump status indicators.

## Features

- Advantages of Stenner peristaltic pumps on Contents page
- Brushless DC motor with ball bearing support
- Switch mode power supply
- Digital keypad with OLED display
- Modbus RTU over RS-485 capable (accessory required)
- Tank System ships pre-assembled (S30 & S40 models only)

## 9 Modes of Operation

- 4-20mA scalable, invertible
- 0-10VDC scalable, invertible
- Timer 7-day/24-event
- Pulse
- Hall Effect
- Cycle Timer
- PPM Feed flow switch
- PPM Feed hall effect
- Manual

## Pump Status Indicators

The S Series has indicators to communicate the pump status. When a pump condition is recognized; it activates either a display alarm on the control panel or an output relay indication, or both. There are three programmable relays for output indication from the pump to a control system or to another pump or receptacle.

The chart below shows the pump status and indicators available per mode of operation.

Pump Status	Pump Status Indicators		Modes of Operation
	Display Alarm on control panel	Three Output Relays to pump, system or device	
Tube Change	✓	✓	All Modes of Operation
Tube Leak	✓	✓	
Standby	✓	✓	
Drive Fault	✓	✓	
Off	✓	✓	
Run	—	✓	
Mode Change	—	✓	
Transfer**	—	✓	
Repeat Pulse	—	✓	4-20mA*, 0-10VDC*, Pulse, Cycle Timer, Manual, Timer 7-day/24-event, PPM Feed flow switch
High Signal	✓	✓	4-20mA*, 0-10VDC*
Low Signal	✓	✓	4-20mA*, 0-10VDC*
High Flow	✓	✓	Hall Effect, PPM Feed hall effect
Low Flow	✓	✓	Hall Effect
Signal Overrun	✓	✓	Pulse

\* Scalable, invertible

\*\* Transfer operation from a primary pump to a backup pump via a relay.

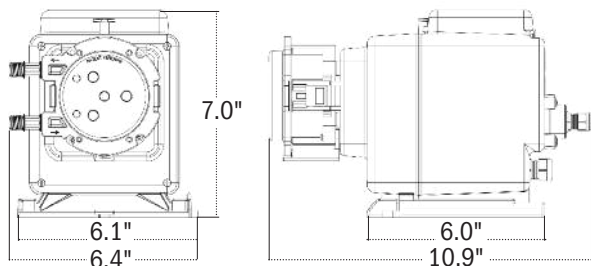
## Weights and Dimensions

### S30 Models

**Shipping Weight** 9 lbs (3.7 kg)

**Box Dimensions** 14 x 9 x 10 in. (35 x 23 x 24 cm)

#### Product Dimensions



## Accessories Shipped with Each Pump

### S30 Models

3 Connecting Nuts 1/4" & 3 Ferrules 1/4" or 6 mm *Europe*  
or 3 Connecting Nuts & 2 Adapters 3/8"

1 Injection Fitting 25 psi (1.7 bar) max.  
or 1 Duckbill Check Valve 100 psi (6.9 bar) max.

1 Weighted Suction Line Strainer 1/4", 3/8" or 6 mm *Europe*

20' Suction/Discharge Tubing 1/4" or 3/8", white or UV black  
or 20' Suction/Discharge Tubing, white, 6 mm *Europe*

1 Additional Pump Tube

2 Additional Latches

1 Mounting Bracket

1 Quick Start Guide

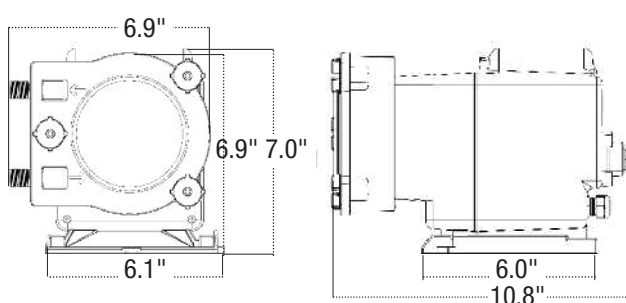
Download S Series Manual [www.stenner.com](http://www.stenner.com)

### S40 Models

**Shipping Weight** 9 lbs (3.9 kg)

**Box Dimensions** 13 x 8 x 10 in. (33 x 20 x 24 cm)

#### Product Dimensions



### S40, S50 Models

3 Connecting Nuts 3/8"

1 Ball Check Valve 3/8"

1 Weighted Suction Line Strainer 3/8"

20' Suction/Discharge Tubing 3/8", white or UV black

1 Additional Pump Tube

1 Mounting Bracket

1 Quick Start Guide

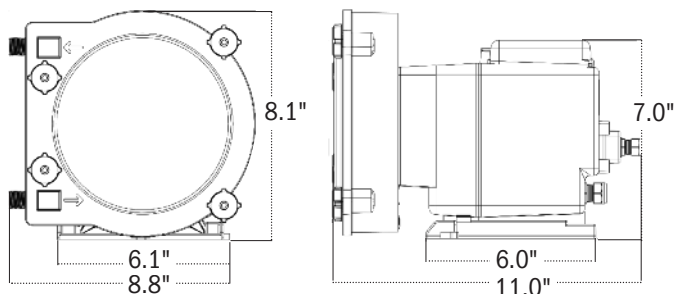
Download S Series Manual  
[www.stenner.com/resources/literature/s-series](http://www.stenner.com/resources/literature/s-series)

### S50 Models

**Shipping Weight** 14 lbs (6.3 kg)

**Box Dimensions** 16 x 13 x 14 in. (41 x 33 x 35 cm)

#### Product Dimensions



# S SERIES



S50



S40



S30

## Specifications

### Flow Rate Output Control

Varies per control mode; digital keypad

### Reproducibility $\pm 2\%$

### Maximum Working Pressure

25 psi (1.7 bar); 100 psi (6.9 bar)

### Maximum Operating Temperature

104°F (40°C)

### Maximum Suction Lift

25 ft (7.6 m) vertical lift, based on water

### Motor Type

Brushless DC motor

### Shaft rpm (average maximum) 45

### Duty Cycle

Continuous

### Maximum Viscosity 1500 centipoise

### Motor Voltage (Amp Draw)

120V 60Hz 1PH (0.6); 230V 60Hz 1PH (0.3);  
230V 50Hz 1PH (0.3)

### Hall Effect Max. Input Frequency

100 KHz

### Pulse Duration Required 10 milliseconds

Minimum duration required for pump to read signal.

### Power Cord Type

120V 60Hz SJTOWA; 230V 60Hz SJTOWA;  
230V 50Hz H05RN-F

### Power Cord Plug End

120V 60Hz 5-15P; 230V 60Hz 6-15P;  
230V 50Hz CEE7/7

### Power Cord Length 6 ft (1.8 m)

### Classification Indoor/Outdoor

## Materials of Construction

### All Housings Polycarbonate

### Pump Tube

S30, S50 Santoprene® (FDA approved), or Versilon®

S40 Santoprene® (FDA approved)

### Check Valve Duckbill

S30 Santoprene® (FDA approved), or Pellethane®

### Ball Check Valve Components S40, S50

- Ceramic ball (FDA approved); tantalum spring;  
FKM seat & O-ring

- Ceramic ball (FDA approved); stainless steel spring;  
EPDM seat; Santoprene® O-ring

### Pump Head Rollers

S30, S40 Polyethylene

S50 Polycarbonate

### Pump Head Guide Rollers S40, S50 Polyethylene

### Roller Bushings S30, S40 Oil Impregnated bronze

### Ball Bearings S50 Stainless steel

### Suction/Discharge Tubing Polyethylene (FDA approved)

### Tube Fittings, Injection Fittings

PVC or Polypropylene (both NSF listed)

### Connecting Nuts PVC or Polypropylene (both NSF listed)

### 3/8" Adapter S30 PVC or Polypropylene (both NSF listed)

### Suction Line Strainer and Cap

PVC or Polypropylene (both NSF listed);  
ceramic weight

### All Fasteners Stainless steel

### Pump Head Latches S30 Polypropylene

### Pump Head Thumb Screws

S40, S50 Stainless steel and PVC

### Pump Head Support & Transition Sleeve

S40, S50 Santoprene®

### Tube Pull S40, S50 PVC

### Leak Detect Components

S30 Hastelloy®

S40, S50 Hastelloy®; stainless steel

NOTE: Refer to Chemical Guide for material compatibility.

## Agency Listings

- NEMA 4X
- IAPMO Listed, conforms to standard NSF/ANSI 61 & 372 (excludes any model with a Versilon® tube).
- INTERTEK/ETL Sanitation Listed, conforms to standard NSF/ANSI 50 (excludes any model with a 7X or 7G tube or a ball check valve with stainless steel spring).
- INTERTEK/ETL Tested for CE IP65 rating with maximum altitude of 2000 m.



THIS PUMP IS TESTED  
AND CERTIFIED BY IAPMO  
ACCORDING TO ANSI/NSF 61  
FOR CONTACT WITH SODIUM  
HYPOCHLORITE AND WATER  
ONLY AND NSF/ANSI 372.



Intertek  
94247  
CONFORMS TO  
ANSI/NSF STD. 50  
Equipment for swimming pools,  
spas, hot tubs and other  
recreational water facilities.

Listings vary by model.

## Flow Rate Outputs S30 Models 25 psi (1.7 bar) max.

Pump Prefix	Pump Tube	Turndown Ratio	Gallons per Day	Gallons per Hour	Ounces per Hour	Ounces per Minute	Liters per Day	Liters per Hour	Milliliters per Hour	Milliliters per Minute
<b>S3003</b>	3	100:1	0.40 to 40.0	0.017 to 1.67	2.13 to 213.0	0.036 to 3.56	1.51 to 151.0	0.063 to 6.31	63.09 to 6309.0	1.05 to 105.0
<b>S3004</b>	4	100:1	0.60 to 60.0	0.025 to 2.50	3.20 to 320.0	0.053 to 5.33	2.27 to 227.0	0.095 to 9.46	94.64 to 9464.0	1.58 to 158.0
<b>S3005</b>	5	100:1	0.85 to 85.0	0.035 to 3.54	4.53 to 453.0	0.076 to 7.56	3.22 to 322.0	0.134 to 13.41	134.07 to 13407.0	2.23 to 223.0

Approximate output @ 50/60Hz

## Flow Rate Outputs S30 Models 100 psi (6.9 bar) max.

Pump Prefix	Pump Tube	Turndown Ratio	Gallons per Day	Gallons per Hour	Ounces per Hour	Ounces per Minute	Liters per Day	Liters per Hour	Milliliters per Hour	Milliliters per Minute
<b>S3001</b>	1	100:1	0.05 to 5.0	0.002 to 0.21	0.27 to 27.0	0.004 to 0.44	0.19 to 19.0	0.008 to 0.79	7.89 to 789.0	0.13 to 13.0
<b>S3002</b>	2	100:1	0.17 to 17.0	0.007 to 0.71	0.91 to 91.0	0.015 to 1.51	0.64 to 64.0	0.027 to 2.68	26.81 to 2681.0	0.45 to 45.0
<b>S3007</b>	7	100:1	0.40 to 40.0	0.017 to 1.67	2.13 to 213.0	0.036 to 3.56	1.51 to 151.0	0.063 to 6.31	63.09 to 6309.0	1.05 to 105.0

Approximate output @ 50/60Hz

### PUMP Build Item Number

Pump Prefix

N

#### VOLTAGE & HERTZ

120V 60Hz  
230V 60Hz  
230V 50Hz *International*  
Contact factory for additional voltage and plug options.

AA  
BA  
DC

#### SUCTION/DISCHARGE TUBING

1/4" White  
1/4" UV Black  
3/8" White  
3/8" UV Black  
6 mm White *Europe*  
O.D. does not affect output.

10  
20  
30  
40  
50

#### TUBE MATERIAL

Santoprene®  
Versilon® (#7 not available)

1  
2

#### INJECTION COMPONENTS

Injection Fitting 25 psi max. or  
Santoprene® or Pellethane®, Duckbill Check Valve 100 psi max.

## TANK SYSTEM Build Item Number

Pump Prefix

N

#### TANK

7.5-Gallon UV Gray  
7.5-Gallon White  
15-Gallon UV Gray  
15-Gallon White  
30-Gallon UV Gray  
30-Gallon White

S7G  
S7N  
S1G  
S1N  
S3G  
S3N

#### VOLTAGE & HERTZ

120V 60Hz  
230V 60Hz  
230V 50Hz *International*  
Contact factory for additional voltage and plug options.

AA  
BA  
DC

#### SUCTION/DISCHARGE TUBING

1/4" White  
1/4" UV Black  
3/8" White  
3/8" UV Black  
6 mm White *Europe*  
O.D. does not affect output.

10  
20  
30  
40  
50

#### TUBE MATERIAL

Santoprene®  
Versilon® (#7 not available)

1  
2

#### INJECTION COMPONENTS

Injection Fitting 25 psi max. or  
Santoprene® or Pellethane®, Duckbill Check Valve 100 psi max.

NOTE: Refer to Chemical Guide for material compatibility.

**NOTICE:** The information within these charts is solely intended for use as a guide. The output data is an approximation based on pumping water under a controlled testing environment. Many variables can affect the output of the pump. Stenner Pump Company recommends that all metering pumps undergo field calibration by means of analytical testing to confirm their outputs.



# S SERIES

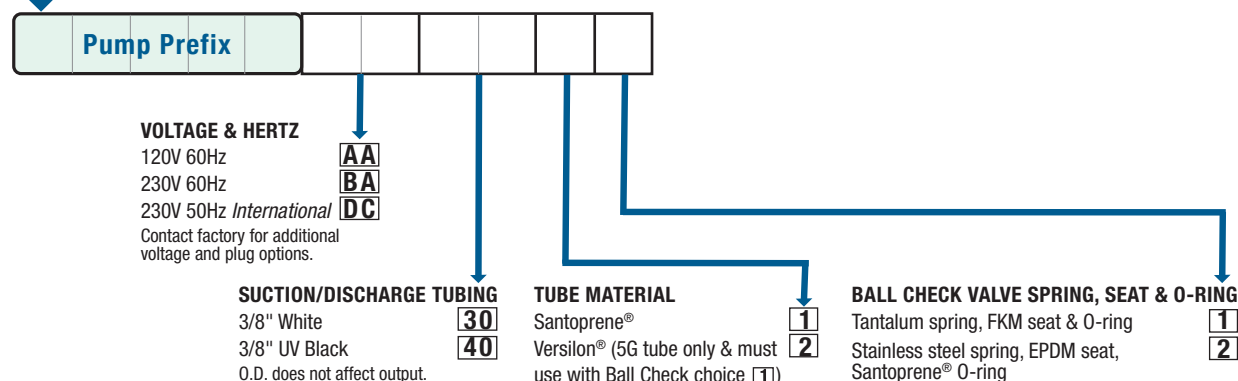
## Flow Rate Outputs S40 & S50 Models 25 psi (1.7 bar) max.

Pump Prefix	Pump Tube	Turndown Ratio	Gallons per Day	Gallons per Hour	Ounces per Hour	Ounces per Minute	Liters per Day	Liters per Hour	Milliliters per Hour	Milliliters per Minute
<b>S405X</b>	5X	100:1	1.5 to 150.0	0.06 to 6.25	8.0 to 800.0	0.13 to 13.33	5.7 to 567.0	0.24 to 23.66	236.59 to 23659.0	3.94 to 394.0
<b>S505G</b>	5G	100:1	3.2 to 315.0	0.133 to 13.13	17.07 to 1680.0	0.284 to 28.00	12.11 to 1192.0	0.505 to 49.68	504.72 to 49684.0	8.41 to 828.0
Approximate output @ 50/60Hz										

## Flow Rate Outputs S40 & S50 Models 100 psi (6.9 bar) max.

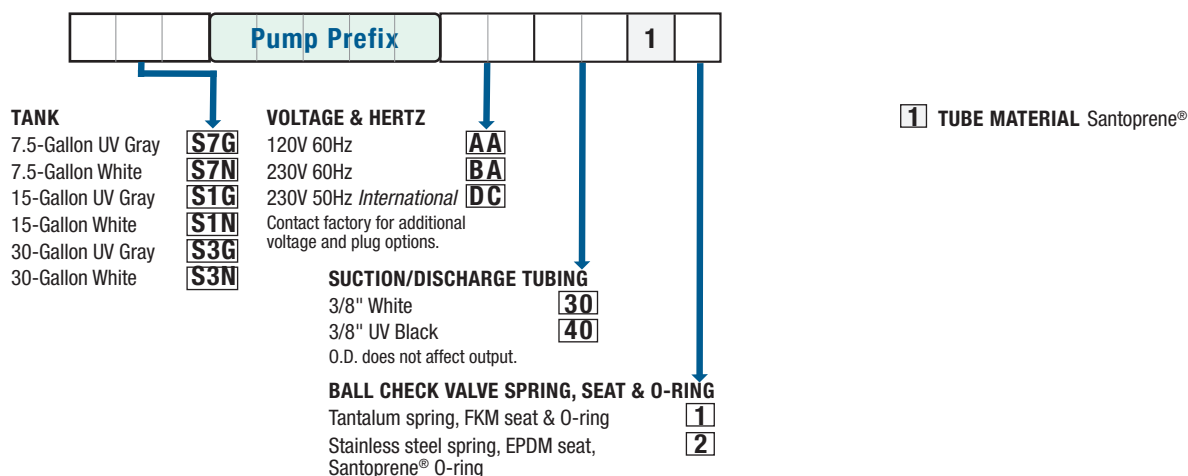
Pump Prefix	Pump Tube	Turndown Ratio	Gallons per Day	Gallons per Hour	Ounces per Hour	Ounces per Minute	Liters per Day	Liters per Hour	Milliliters per Hour	Milliliters per Minute
<b>S407X</b>	7X	100:1	0.6 to 60.0	0.03 to 2.50	3.2 to 320.0	0.053 to 5.34	2.3 to 227.0	0.09 to 9.46	94.64 to 9464.0	1.58 to 158.0
<b>S507G</b>	7G	100:1	1.3 to 125.0	0.054 to 5.21	6.93 to 667.0	0.116 to 11.11	4.92 to 473.0	0.205 to 19.72	205.04 to 19,716.0	3.42 to 329.0
Approximate output @ 50/60Hz										

### PUMP Build Item Number



### S40 Models Only

### TANK SYSTEM Build Item Number




NOTE: Refer to Chemical Guide for material compatibility.

**NOTICE:** The information within these charts is solely intended for use as a guide. The output data is an approximation based on pumping water under a controlled testing environment. Many variables can affect the output of the pump. Stenner Pump Company recommends that all metering pumps undergo field calibration by means of analytical testing to confirm their outputs.

# S420 SERIES

4-20mA Input | Totally Enclosed Housing | Output Relays



## Quick Facts

- Activated by 4-20mA input or manually
- Up to 125.0 gpd @ 100 psi max.  
Up to 315.0 gpd @ 25 psi max.
- Leak detection
- Tube replacement without tools
- Indoor/Outdoor
- 2 year warranty
- S420 pump prefix begins with S34, S44, S54

## Features

- Advantages of Stenner peristaltic pumps on Contents page
- Totally enclosed housing, NEMA 4X
- Brushless DC motor with ball bearing support
- Three dedicated output relays
- LED pump status indicators
- Remote start or stop
- Advantages of peristaltic pumps on Contents page

## HOW IT WORKS

The S420 variable speed metering pump injects solution in direct proportion to an incoming 4-20mA analog signal. To achieve the desired flow rate output, the operator scales the pump's response to the signal from 25% to 100% of the maximum flow rate output. When operating in manual mode, the adjustment range is 5% to 100%.

The ability to accept a 4-20mA signal makes the pump well suited for use with water treatment controls including pH and ORP monitors to maintain proper water chemistry and to treat effluent discharge water. Installations can include industrial and municipal wastewater treatment facilities and well or surface water treatment for municipalities who supply potable water to residential communities or commercial sites.

## Backup Pump Capability

The S420 has backup pump capability to the primary pump to maintain operation in critical applications. When programmed, the primary pump transfers operation seamlessly to the backup pump.

# S420 SERIES

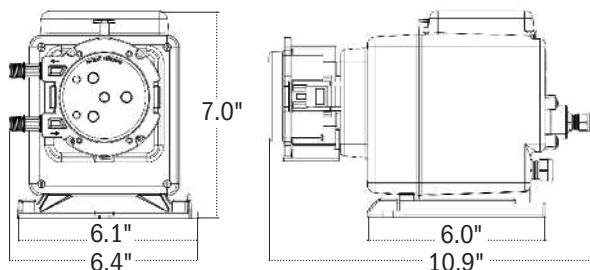
## Weights and Dimensions

### S34 Models

**Shipping Weight** 9 lbs (3.7 kg)

**Box Dimensions** 14 x 9 x 10 in. (35 x 23 x 24 cm)

#### Product Dimensions

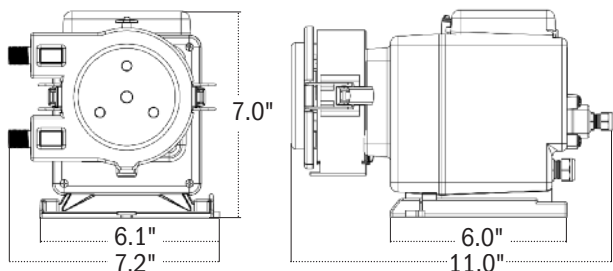


### S44 Models

**Shipping Weight** 9 lbs (3.7 kg)

**Box Dimensions** 14 x 9 x 10 in. (35 x 23 x 24 cm)

#### Product Dimensions

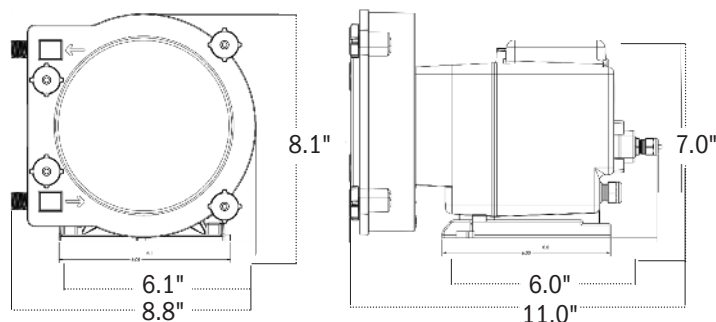


### S54 Models

**Shipping Weight** 14 lbs (6.3 kg)

**Box Dimensions** 16 x 13 x 14 in. (41 x 32 x 35 cm)

#### Product Dimensions



## Accessories Shipped with Each Pump

### S34 Models

3 Connecting Nuts 1/4" & 3 Ferrules 1/4" or 6 mm *Europe*  
or 3 Connecting Nuts & 2 Adapters 3/8"

1 Injection Fitting 25 psi (1.7 bar) max.  
or 1 Duckbill Check Valve 100 psi (6.9 bar) max.

1 Weighted Suction Line Strainer 1/4", 3/8" or 6 mm *Europe*

20' Suction/Discharge Tubing 1/4" or 3/8", white or UV black  
or 20' Suction/Discharge Tubing, white, 6 mm *Europe*

1 Additional Pump Tube

2 Additional Latches

1 Mounting Bracket

1 Manual

### S44, S54 Models

3 Connecting Nuts 3/8"

1 Ball Check Valve 3/8"

1 Weighted Suction Line Strainer 3/8"

20' Suction/Discharge Tubing 3/8", white or UV black

1 Additional Pump Tube

1 Mounting Bracket

1 Manual

# S420 SERIES



S54



S44



S34

## Specifications

### Flow Rate Output Control

4-20mA input signal or manual

### Reproducibility $\pm 2\%$

### Maximum Working Pressure

25 psi (1.7 bar); 100 psi (6.9 bar)

### Maximum Operating Temperature

104°F (40°C)

### Maximum Suction Lift

25 ft (7.6 m) vertical lift, based on water

### Motor Type

Brushless DC motor

### Shaft rpm (average maximum) 45

### Duty Cycle

Continuous

### Maximum Viscosity 1500 centipoise

### Motor Voltage (Amp Draw)

120V 60Hz 1PH (0.6); 230V 60Hz 1PH (0.3);

230V 50Hz 1PH (0.3)

### Power Cord Type

120V 60Hz SJTOWA; 230V 60Hz SJTOWA;

230V 50Hz H05RN-F

### Power Cord Plug End

120V 60Hz 5-15P; 230V 60Hz 6-15P;

230V 50Hz CEE7/7

### Power Cord Length 6 ft (1.8 m)

### Classification Indoor/Outdoor

## Materials of Construction

### All Housings Polycarbonate

### Pump Tube

S34, S54 Santoprene® (FDA approved), or Versilon®

S44 Santoprene® (FDA approved)

### Check Valve Duckbill S34

Santoprene® (FDA approved) or Pellethane®

### Ball Check Valve Components S44, S54

- Ceramic ball (FDA approved); tantalum spring;

FKM seat & O-ring

- Ceramic ball (FDA approved); stainless steel spring;

EPDM seat; Santoprene® O-ring

### Pump Head Rollers

S34, S44 Polyethylene

S54 Polycarbonate

### Pump Head Guide Rollers S4V, S5V Polyethylene

### Roller Bushings S34, S44 Oil impregnated bronze

### Roller Ball Bearings S54 Stainless steel

### Suction/Discharge Tubing, Ferrules

Polyethylene (FDA approved)

### Tube Fittings & Injection Fittings

PVC or Polypropylene (both NSF listed)

### Connecting Nuts

PVC or Polypropylene (both NSF listed)

### 3/8" Adapter S34

PVC or Polypropylene (both NSF listed)

### Suction Line Strainer and Cap

PVC or Polypropylene (both NSF listed); ceramic weight

### All Fasteners Stainless steel

### Pump Head Latches S34 Polypropylene

### Pump Head Thumb Screws

S44, S54 Stainless steel, PVC

### Pump Head Support & Transition Sleeve

S44, S54 Santoprene®

### Tube Pull S44, S54 PVC

### Leak Detect Components

S34 Hastelloy®

S44, S54 Hastelloy®, Stainless steel

NOTE: Refer to Chemical Guide for material compatibility.

## Agency Listings



THIS PUMP IS TESTED AND CERTIFIED BY IAPMO ACCORDING TO ANSI/NSF 61 FOR CONTACT WITH SODIUM HYPOCHLORITE AND WATER ONLY AND NSF/ANSI 372.



Intertek  
94247

CONFORMS TO  
ANSI/NSF STD. 50  
Equipment for swimming pools,  
spas, hot tubs and other  
recreational water facilities.

- NEMA 4X
- IAPMO Listed, conforms to standard NSF/ANSI 61 & 372 (excludes any model with a Versilon® tube).
- INTERTEK/ETL Sanitation Listed conforms to standard NSF/ANSI 50 (excludes any model with a Versilon® tube, 7X tube or ball check valve with stainless steel spring).

Listings vary by model.

# S420 SERIES

## Flow Rate Outputs S34 Models 25 psi (1.7 bar) max.

Pump Prefix	Pump Tube	Turndown 4-20mA	Turndown Manual Mode	Gallons per Day	Gallons per Hour	Ounces per Hour	Ounces per Minute	Liters per Day	Liters per Hour	Milliliters per Hour	Milliliters per Minute
S3403	3	100:1	20:1	40.0	1.67	213.0	3.56	151.0	6.31	6309.0	105.0
S3404	4	100:1	20:1	60.0	2.50	320.0	5.33	227.0	9.46	9464.0	158.0
S3405	5	100:1	20:1	85.0	3.54	453.0	7.56	322.0	13.41	13407.0	223.0
Approximate max. output @ 50/60Hz											

## Flow Rate Outputs S34 Models 100 psi (6.9 bar) max.

Pump Prefix	Pump Tube	Turndown 4-20mA	Turndown Manual Mode	Gallons per Day	Gallons per Hour	Ounces per Hour	Ounces per Minute	Liters per Day	Liters per Hour	Milliliters per Hour	Milliliters per Minute
S3401	1	100:1	20:1	5.0	0.21	27.0	0.44	19.0	0.79	789.0	13.0
S3402	2	100:1	20:1	17.0	0.71	91.0	1.51	64.0	2.68	2681.0	45.0
S3407	7	100:1	20:1	40.0	1.67	213.0	3.56	151.0	6.31	6309.0	105.0
Approximate max. output @ 50/60Hz											

### PUMP Build Item Number

Pump Prefix						N
-------------	--	--	--	--	--	---

#### VOLTAGE & HERTZ

120V 60Hz  
230V 60Hz  
230V 50Hz *International*  
Contact factory for additional voltage and plug options.

AA  
BA  
DC

#### SUCTION/DISCHARGE TUBING

1/4" White  
1/4" UV Black  
3/8" White  
3/8" UV Black  
6 mm White *Europe*  
O.D. does not affect output.

10  
20  
30  
40  
50

#### TUBE MATERIAL

Santoprene®  
Versilon® (#7 not available)

1  
2

#### N INJECTION COMPONENTS

Injection Fitting 25 psi max. or  
Santoprene® or Pellethane®,  
Duckbill Check Valve 100 psi max.

## Flow Rate Outputs S44 & S54 Models 25 psi (1.7 bar) max.

Pump Prefix	Pump Tube	Turndown 4-20mA	Turndown Manual Mode	Gallons per Day	Gallons per Hour	Ounces per Hour	Ounces per Minute	Liters per Day	Liters per Hour	Milliliters per Hour	Milliliters per Minute
S445X	5X	100:1	20:1	150.0	6.25	800.0	13.33	568.0	23.66	23659.0	394.0
S545G	5G	100:1	20:1	315.0	13.13	1680.0	28.00	1192.0	49.68	49684.0	828.0
Approximate max. output @ 50/60Hz											

## Flow Rate Outputs S44 & S54 Models 100 psi (6.9 bar) max.

Pump Prefix	Pump Tube	Turndown 4-20mA	Turndown Manual Mode	Gallons per Day	Gallons per Hour	Ounces per Hour	Ounces per Minute	Liters per Day	Liters per Hour	Milliliters per Hour	Milliliters per Minute
S447X	7X	100:1	20:1	60.0	2.50	320.0	5.33	227.0	9.46	9464.0	158.0
S547G	7G	100:1	20:1	125.0	5.21	667.0	11.11	473.0	19.72	19716.0	329.0
Approximate max. output @ 50/60Hz											

### PUMP Build Item Number

Pump Prefix						
-------------	--	--	--	--	--	--

#### VOLTAGE & HERTZ

120V 60Hz  
230V 60Hz  
230V 50Hz *International*  
Contact factory for additional voltage and plug options.

AA  
BA  
DC

#### SUCTION/DISCHARGE TUBING

3/8" White  
3/8" UV Black  
O.D. does not affect output.

30  
40

#### TUBE MATERIAL

Santoprene®  
Versilon® (5G tube only & must use with Ball Check choice [1])

1  
2

#### BALL CHECK VALVE SPRING, SEAT & O-RING

Tantalum spring, FKM seat & O-ring  
Stainless steel spring, EPDM seat,  
Santoprene® O-ring


1  
2

NOTE: Refer to Chemical Guide for material compatibility.

**NOTICE:** The information within these charts is solely intended for use as a guide. The output data is an approximation based on pumping water under a controlled testing environment. Many variables can affect the output of the pump. Stenner Pump Company recommends that all metering pumps undergo field calibration by means of analytical testing to confirm their outputs.

# S VARIABLE SERIES

Variable Speed



## Quick Facts

- Backup pump capability
- Leak detection
- Totally enclosed housing, NEMA 4X
- Indoor/Outdoor
- 2 year warranty
- Up to 125.0 gpd @ 100 psi max.  
Up to 315.0 gpd @ 25 psi max.
- S Variable prefix begins with S3V, S4V, S5V

## Features

- Advantages of Stenner peristaltic pumps on Contents page
- LED pump status indicators
- Dedicated relays

## HOW IT WORKS

Operates at a programmed speed when power is applied, or the standby input is removed.

## 4 LED Pump Status Indicators

<b>POWER</b>	Solid green when mains power is connected.
<b>LEAK</b>	Blinking red when solution is present in the pump head.
<b>RUN/FAULT</b>	Solid green when pump is operating. Blinking red when pump has a drive fault.
<b>STANDBY/OFF</b>	Solid red, pump is in standby when a contact closure is on the standby inputs. Blinking red when potentiometer is set to standby setting .

## 3 Dedicated Relays

<b>LEAK DETECT</b>	<ul style="list-style-type: none"><li>- Detects when solution is present in the pump head</li><li>- Red LED blinks</li><li>- Sends relay to indicate leak is detected</li><li>- Option to allow pump to continue to run</li></ul>
<b>RUN</b>	<ul style="list-style-type: none"><li>- Solid green LED</li><li>- Sends relay to indicate pump is operating</li></ul>
<b>TRANSFER</b>	Sends relay from primary pump to transfer operation to a backup pump if there is loss of power, a drive fault or a leak is detected.



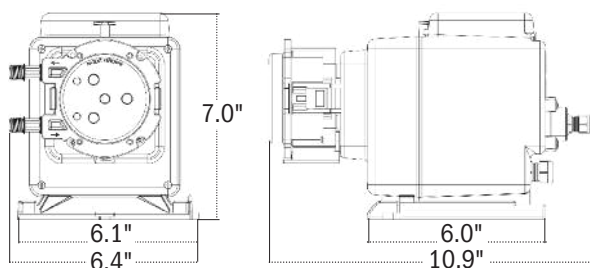
# S VARIABLE SERIES

## Weights and Dimensions

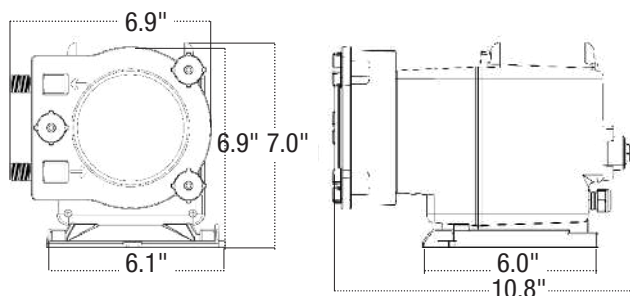
**Shipping Weight** 9 lbs (3.7 kg)

**Box Dimensions** 14 x 9 x 10 in. (35 x 23 x 24 cm)

### S3V Models Product Dimensions



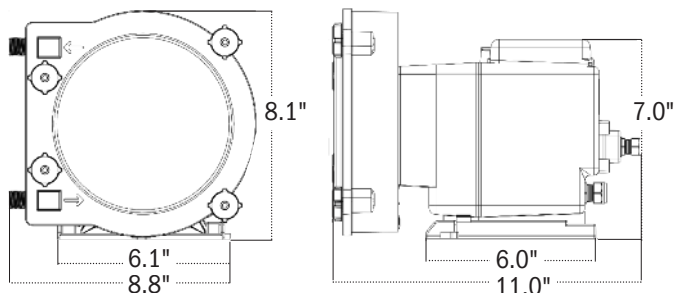
### S4V Models Product Dimensions



**Shipping Weight** 14 lbs 6.3 kg)

**Box Dimensions** 16 x 13 x 14 in. (41 x 33 x 35 cm)

### S5V Models Product Dimensions



## Accessories Shipped with Each Pump

### S3V Models

- 3 Connecting Nuts 1/4" & 3 Ferrules 1/4" or 6 mm *Europe* or 3 Connecting Nuts & 2 Adapters 3/8"
- 1 Injection Fitting 25 psi (1.7 bar) max. or 1 Duckbill Check Valve 100 psi (6.9 bar) max.
- 1 Weighted Suction Line Strainer 1/4", 3/8" or 6 mm *Europe*
- 20' Suction/Discharge Tubing 1/4" or 3/8", white or UV black or 20' Suction/Discharge Tubing, white, 6 mm *Europe*
- 1 Additional Pump Tube
- 2 Additional Latches
- 1 Mounting Bracket
- 1 Manual

### S4V, S5V Models

- 3 Connecting Nuts 3/8"
- 1 Ball Check Valve 3/8"
- 1 Weighted Suction Line Strainer 3/8"
- 20' Suction/Discharge Tubing 3/8", white or UV black
- 1 Additional Pump Tube
- 1 Mounting Bracket
- 1 Manual

# S VARIABLE SERIES



S5V



S4V



S3V

## Specifications

**Flow Rate Output Control** Potentiometer

**Reproducibility**  $\pm 2\%$

**Maximum Working Pressure** 25 psi (1.7 bar); 100 psi (6.9 bar)

**Maximum Operating Temperature** 104°F (40°C)

**Maximum Suction Lift** 25 ft (7.6 m) vertical lift, based on water

**Motor Type** Brushless DC motor

**Shaft rpm** (average maximum) 45

**Duty Cycle** Continuous

**Maximum Viscosity** 1500 centipoise

**Motor Voltage (Amp Draw)**

120V 60Hz 1PH (0.6); 230V 60Hz 1PH (0.3); 230V 50Hz 1PH (0.3)

**Power Cord Type**

120V 60Hz SJTOWA; 230V 60Hz SJTOWA; 230V 50Hz H05RN-F

**Power Cord Plug End**

120V 60Hz 5-15P; 230V 60Hz 6-15P; 230V 50Hz CEE7/7

**Power Cord Length** 6 ft (1.8 m)

**Classification** Indoor/Outdoor

## Agency Listings



IP65



THIS PUMP IS TESTED  
AND CERTIFIED BY IAPMO  
ACCORDING TO ANS/NSF 61  
FOR CONTACT WITH SODIUM  
HYPOCHLORITE AND WATER  
ONLY AND NSF/ANSI 372.



- NEMA 4X
- IAPMO Listed, conforms to standard NSF/ANSI 61 & 372 (excludes any model with a Versilon® tube).
- INTERTEK/ETL Sanitation Listed, conforms to standard NSF/ANSI 50 (excludes any model with a Versilon® tube, 7X tube or ball check valve with stainless steel spring).
- INTERTEK/ETL Tested for CE, IP65 rating, with maximum altitude of 2000 m.

Listings vary by model.

## Materials of Construction

**All Housings** Polycarbonate

**Pump Tube**

**S3V, S5V** Santoprene® (FDA approved), or Versilon®

**S4V** Santoprene® (FDA approved)

**Check Valve Duckbill** **S3V** Santoprene® (FDA approved) or Pellethane®

**Ball Check Valve Components** **S4V, S5V**

- Ceramic ball (FDA approved); tantalum spring; FKM seat & O-ring
- Ceramic ball (FDA approved); stainless steel spring; EPDM seat; Santoprene® O-ring

**Pump Head Rollers**

**S3V, S4V** Polyethylene

**S5V** Polycarbonate

**Pump Head Guide Rollers** **S4V, S5V** Polyethylene

**Roller Bushings** **S3V, S4V** Oil impregnated bronze

**Roller Ball Bearings** **S5V** Stainless steel

**Suction/Discharge Tubing, Ferrules** Polyethylene (FDA approved)

**Tube Fittings & Injection Fittings** PVC or Polypropylene (both NSF listed)

**Connecting Nuts** PVC or Polypropylene (both NSF listed)

**3/8" Adapter** **S3V** PVC or Polypropylene (both NSF listed)

**Suction Line Strainer and Cap**

PVC or Polypropylene (both NSF listed); ceramic weight

**All Fasteners** Stainless steel

**Pump Head Latches** **S3V** Polypropylene

**Pump Head Thumb Screws** **S4V, S5V** Stainless steel, PVC

**Pump Head Support & Transition Sleeve** **S4V, S5V** Santoprene®

**Tube Pull** **S4V, S5V** PVC

**Leak Detect Components**

**S3V** Hastelloy®

**S4V, S5V** Hastelloy®, stainless steel

NOTE: Refer to Chemical Guide for material compatibility.

# S VARIABLE SERIES

## Flow Rate Outputs S3V Models 25 psi (1.7 bar) max.

Pump Prefix	Pump Tube	Turndown Ratio	Gallons per Day	Gallons per Hour	Ounces per Hour	Ounces per Minute	Liters per Day	Liters per Hour	Milliliters per Hour	Milliliters per Minute
S3V03	3	20:1	2.0 to 40.0	0.08 to 1.67	10.7 to 213.0	0.18 to 3.56	7.6 to 151.0	0.32 to 6.31	315.5 to 6309.0	5.3 to 105.0
S3V04	4	20:1	3.0 to 60.0	0.13 to 2.50	16.0 to 320.0	0.27 to 5.33	11.4 to 227.0	0.47 to 9.46	473.2 to 9464.0	7.9 to 158.0
S3V05	5	20:1	4.3 to 85.0	0.18 to 3.54	22.7 to 453.0	0.38 to 7.56	16.1 to 322.0	0.67 to 13.41	670.3 to 13407.0	11.2 to 223.0

Approximate output @ 50/60Hz

## Flow Rate Outputs S3V Models 100 psi (6.9 bar) max.

Pump Prefix	Pump Tube	Turndown Ratio	Gallons per Day	Gallons per Hour	Ounces per Hour	Ounces per Minute	Liters per Day	Liters per Hour	Milliliters per Hour	Milliliters per Minute
S3V01	1	20:1	0.3 to 5.0	0.01 to 0.21	1.3 to 27.0	0.02 to 0.44	1.0 to 19.0	0.04 to 0.79	39.4 to 789.0	0.7 to 13.0
S3V02	2	20:1	0.8 to 17.0	0.03 to 0.71	4.5 to 91.0	0.07 to 1.51	3.2 to 64.0	0.13 to 2.68	134.1 to 2681.0	2.2 to 45.0
S3V07	7	20:1	2.0 to 40.0	0.08 to 1.67	10.7 to 213.0	0.18 to 3.56	7.6 to 151.0	0.32 to 6.31	315.5 to 6309.0	5.3 to 105.0

Approximate output @ 50/60Hz

### PUMP Build Item Number

Pump Prefix						N
-------------	--	--	--	--	--	---

#### VOLTAGE & HERTZ

120V 60Hz  
230V 60Hz  
230V 50Hz *International*  
Contact factory for additional voltage and plug options.

AA  
BA  
DC

#### SUCTION/DISCHARGE TUBING

1/4" White  
1/4" UV Black  
3/8" White  
3/8" UV Black  
6 mm White *Europe*  
O.D. does not affect output.

10  
20  
30  
40  
50

#### TUBE MATERIAL

Santoprene®  
Versilon® (#7 not available)

1  
2

#### N INJECTION COMPONENTS

Injection Fitting 25 psi max. or  
Santoprene® or Pellethane®,  
Duckbill Check Valve 100 psi max.

## Flow Rate Outputs S4V & S5V Models 25 psi (1.7 bar) max.

Pump Prefix	Pump Tube	Turndown Ratio	Gallons per Day	Gallons per Hour	Ounces per Hour	Ounces per Minute	Liters per Day	Liters per Hour	Milliliters per Hour	Milliliters per Minute
S4V5X	5X	20:1	7.5 to 150.0	0.31 to 6.25	40.0 to 800.0	0.67 to 13.33	28.4 to 568.0	1.18 to 23.66	1182.9 to 23659.0	19.7 to 394.0
S5V5G	5G	20:1	15.8 to 315.0	0.66 to 13.13	84.0 to 1680.0	1.40 to 28.0	59.6 to 1192.0	2.48 to 49.68	2484.2 to 49684.0	41.4 to 828.0

Approximate output @ 50/60Hz

## Flow Rate Outputs S4V & S5V Models 100 psi (6.9 bar) max.

Pump Prefix	Pump Tube	Turndown Ratio	Gallons per Day	Gallons per Hour	Ounces per Hour	Ounces per Minute	Liters per Day	Liters per Hour	Milliliters per Hour	Milliliters per Minute
S4V7X	7X	20:1	3.0 to 60.0	0.13 to 2.50	16.0 to 320.0	0.27 to 5.33	11.4 to 227.0	0.47 to 9.46	473.2 to 9464.0	7.9 to 158.0
S5V7G	7G	20:1	6.3 to 125.0	0.26 to 5.21	33.4 to 667.0	0.56 to 11.11	23.7 to 473.0	0.99 to 19.72	985.8 to 19716.0	16.5 to 329.5

Approximate output @ 50/60Hz

### PUMP Build Item Number

Pump Prefix						
-------------	--	--	--	--	--	--

#### VOLTAGE & HERTZ

120V 60Hz  
230V 60Hz  
230V 50Hz *International*  
Contact factory for additional voltage and plug options.

AA  
BA  
DC

#### SUCTION/DISCHARGE TUBING

3/8" White  
3/8" UV Black  
O.D. does not affect output.

30  
40

#### TUBE MATERIAL

Santoprene®  
Versilon® (5G tube only & must use with Ball Check choice [1])

1  
2


#### BALL CHECK VALVE SPRING, SEAT & O-RING

Tantalum spring, FKM seat & O-ring  
Stainless steel spring, EPDM seat, Santoprene® O-ring

1  
2

NOTE: Refer to Chemical Guide for material compatibility.

**NOTICE:** The information within these charts is solely intended for use as a guide. The output data is an approximation based on pumping water under a controlled testing environment. Many variables can affect the output of the pump. Stenner Pump Company recommends that all metering pumps undergo field calibration by means of analytical testing to confirm their outputs.



**S10P**

**Control Panel**

## Quick Facts

- Flow activated
- Up to 30.0 gpd @ 100 psi max., 10:1 turndown
- 4:1 turndown in 10 PPG mode
- Operating pressure to 100 psi max.
- Leak detection
- Totally enclosed housing
- Indoor/Outdoor
- Control panel with LCD display
- Tube replacement without tools
- 2 year warranty
- Advantages of Stenner peristaltic pumps on Contents page
- S10P pump prefix begins with S3P

## Features

### PUMP STATUS INDICATORS

Prime, Standby, Signal (excludes 10 PPG mode), Leak, Level, Change, Keypad Locked.

### PERFORMANCE TIME MODES

#### Pump Life Hours

Registers the total run hours, not resettable.

#### Tube Run Hours

Total hours the tube has been in service.

#### Tube Change Hours

Set the desired hours for tube to run. When hours are exceeded, display flashes CHANGE, as a tube replacement reminder.

### LEAK DETECTION

When a leak is detected, the pump stops and the display flashes LEAK. The dedicated relay can indicate to another device.

### SIGNAL REPEATER

Dedicated relay replicates dry contact to another pump or device, for example, to link multiple pumps.

### LEVEL INPUT

Utilized with a fluid level device in the solution tank. At low level, the dry contact is received on the level input, the pump stops and the display flashes LEVEL.

## Modes of Operation

### AUXILIARY (12-24 VAC/VDC signal)

- Runs at set speed while signal is received.
- Adjustable 10% to 100%, 1% increments.

### FLOW SWITCH (dry contact)

- Runs at set speed while dry contact from 2-wire flow switch is received.
- Adjustable 10% to 100%, 1% increments.

### SECONDS (dry contact)

- Runs at set amount of time for each pulse.
- Adjustable 0.1 to 60.0 seconds.

### 10 PPG (dry contact 10 PPG water meter)

- Runs at set flow rate output for each pulse.
- Adjustable 50% to 100%, 5% increments.
- For process flows from 0.1 to 14.0 GPM.
- Delivers steady solution distribution.

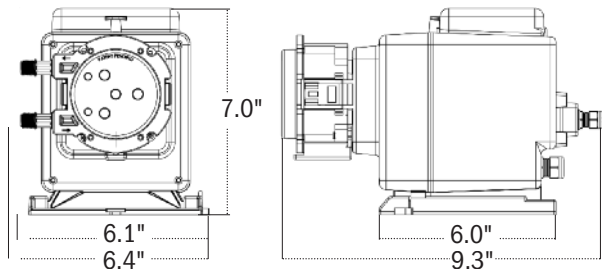
# S10P SERIES

## Weights and Dimensions

**Shipping Weight** 9 lbs (3.7 kg)

**Box Dimensions** 14 x 9 x 10 in. (35 x 23 x 24 cm)

### Product Dimensions



## Accessories Shipped with Each Pump

- 3 Connecting Nuts 1/4" & 3 Ferrules 1/4" or 6 mm *Europe*
- 1 Duckbill Check Valve
- 1 Weighted Suction Line Strainer 1/4" or 6 mm *Europe*
- 20' Suction/Discharge Tubing 1/4" white or UV black or 20' Suction/Discharge Tubing, white, 6 mm *Europe*
- 1 Additional Pump Tube
- 2 Additional Latches
- 1 Mounting Bracket
- 1 Manual

## Specifications

### Flow Rate Output Control

Six button control panel with LCD display

### Reproducibility $\pm 2$

### Maximum Working Pressure

100 psi (6.9 bar)

### Maximum Operating Temperature

104°F (40°C)

### Maximum Suction Lift

25 ft (7.6 m) vertical lift, based on water

### Motor Type

Brushless DC motor

### Shaft rpm (average maximum)

45

### Duty Cycle

Continuous

### Maximum Viscosity

1500 centipoise

### Motor Voltage (Amp Draw)

120V 60Hz 1PH (0.6)

### Power Cord Type

120V 60Hz SJTOWA

### Power Cord Plug End

120V 60Hz 5-15P

### Power Cord Length

6 ft (1.8 m)

### Classification

Indoor/Outdoor

## Materials of Construction

### All Housings

Polycarbonate

### Pump Tube & Check Valve Duckbill

Santoprene® (FDA approved)

### Pump Head Rollers

Polyethylene

### Roller Bushings

Oil impregnated bronze

### Suction/Discharge Tubing, Ferrules

Polyethylene (FDA approved)

### Tube Fittings, Injection Fittings

PVC or Polypropylene (both NSF listed)

### Connecting Nuts

PVC or Polypropylene (both NSF listed)

### Suction Line Strainer and Cap

PVC or Polypropylene (both NSF listed);

ceramic weight

### All Fasteners

Stainless steel

### Pump Head Latches


Polypropylene

### Leak Detect Components

Hastelloy®

NOTE: Refer to Chemical Guide for material compatibility.

## Agency Listings



Listings vary by model. 5

# S10P SERIES

## Flow Rate Outputs S10P 100 psi (6.9 bar) max.

Pump Prefix	Pump Tube	Turndown Ratio	Turndown @ 10 PPG	Gallons per Day	Gallons per Hour	Ounces per Hour	Ounces per Minute	Liters per Day	Liters per Hour	Milliliters per Hour	Milliliters per Minute
S3P01	1	10:1	4:1	5.0	0.21	27.0	0.44	19.0	0.79	789.0	13.0
S3P02	2	10:1	4:1	17.0	0.71	91.0	1.51	64.0	2.68	2681.0	45.0
S3P06	6	10:1	4:1	30.0	1.25	160.0	2.67	114.0	4.73	4732.0	79.0
Approximate max. output @ 50/60Hz											



### PUMP Build Item Number

	Pump Prefix		A	A			1	N
--	-------------	--	---	---	--	--	---	---




SUCTION/DISCHARGE TUBING  
1/4" White 10  
1/4" UV Black 20  
O.D. does not affect output.

- AA** VOLTAGE & HERTZ 120V 60Hz
- 1** TUBE MATERIAL Santoprene®
- N** INJECTION COMPONENT  
Santoprene® Duckbill Check Valve 100 psi max.

NOTE: Refer to Chemical Guide for material compatibility.

**NOTICE:** The information within this chart is solely intended for use as a guide. The output data is an approximation based on pumping water under a controlled testing environment. Many variables can affect the output of the pump. Stenner Pump Company recommends that all metering pumps undergo field calibration by means of analytical testing to confirm their outputs.





**S128 Medicator**



**Control Panel**

## Quick Facts

- Injects 1 ounce of product into 1 gallon of water
- Up to 10.0 oz/min @ 60 psi max.
- Injects into system water flows up to 10 GPM
- 1 or 10 PPG and 1 PPL pulse settings
- Leak detection
- Built-in signal repeater
- Tube change timer
- Totally enclosed housing, NEMA 4X
- Indoor/Outdoor
- 2 year warranty
- S128 pump prefix begins with S4M

## Speed Automatically Adjusts to the System Water Flow

The S128 is a peristaltic metering pump designed to proportionally inject at a 1:128 ratio of 1 ounce of product into 1 gallon of process water. Also known as a medicator, the pump has 3 speeds which automatically adjust the injection rate when the system water flow rate increases or decreases. The ability to respond to flow allows the pump to evenly distribute product into the water lines especially at low flow rates.

Activated by a dry contact pulse water meter, the pump injects into system water flow rates up to 10 gallons per minute. The flow rate output capacity is up to 10 ounces per minute with operating pressures up to 60 psi. The primary application is in livestock production such as chicken, turkey, ducks and swine.

LEAK DETECT can be set to stop the pump or let it run when a leak is detected.

TUBE TIMER can be set to a predetermined number of hours for the pump to run before the indicating it is time to replace the tube.

SIGNAL REPEATER is built-in and allows an existing water meter to register the total water volume to a controller.

## Features

- Advantages of Stenner peristaltic pumps on Contents page
- Simple tube replacement
- Flow responsive to evenly distribute product
- Proportional injection especially at low flow rates
- Remote start & stop capability using house controller
- LED pump status indicators
- Dedicated output relays
- Standby setting
- Brushless DC motor with ball bearing support

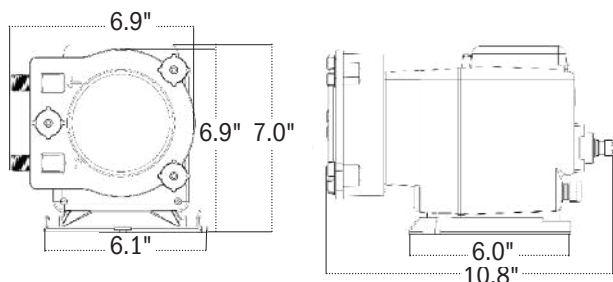
# S128 SERIES

## Weights and Dimensions

**Shipping Weight** 9 lbs (3.7 kg)

**Box Dimensions** 14 x 9 x 10 in. (35 x 23 x 24 cm)

### Product Dimensions



## Accessories Shipped with Each Pump

- 3 Connecting Nuts 3/8"
- 1 Ball Check Valve 3/8"
- 1 Weighted Suction Line Strainer 3/8"
- 20' Suction/Discharge Tubing 3/8", white or UV black
- 1 Additional Pump Tube
- 1 Mounting Bracket
- 1 Manual
- 1 Reference Poster

## Specifications

### Flow Rate Output Control

Fixed rate, interfaces with water meter

### Reproducibility $\pm 2$

**Maximum Working Pressure** 60 psi (4.1 bar)

**Maximum Operating Temperature** 104°F (40°C)

**Maximum Suction Lift** 25 ft (7.6 m) vertical lift, based on water

**Motor Type** Brushless DC motor

**Shaft rpm** (average maximum) 45

**Duty Cycle** Continuous

**Maximum Viscosity** 1500 centipoise

**Motor Voltage (Amp Draw)** 120V 60Hz 1PH (0.6)

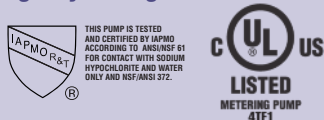
**Power Cord Type** 120V 60Hz SJTOWA

**Power Cord Plug End** 120V 60Hz 5-15P

**Power Cord Length** 6 ft (1.8 m)

**Classification** Indoor/Outdoor

## Agency Listings



## Flow Rate Outputs S128 Medicator 60 psi (4.1 bar) max.

Pump Prefix	Pump Tube	Ounces per Minute	Milliliters per Minute
S4M8X	8X	10.0	295.7

Approximate max. output @ 50/60Hz

## PUMP Build Item Number

S	4	M	8	X	A	A			1	
---	---	---	---	---	---	---	--	--	---	--

### SUCTION/DISCHARGE TUBING

3/8" White 30  
 3/8" UV Black 40  
 O.D. does not affect output.

### BALL CHECK VALVE SPRING, SEAT & O-RING

Tantalum spring, FKM seat & O-ring 1  
 Stainless steel spring, EPDM seat, Santoprene® O-ring 2  
 Refer to Chemical Guide for material compatibility.

**AA VOLTAGE & HERTZ** 120V 60Hz

**1 TUBE MATERIAL** Santoprene®  
 Refer to Chemical Guide for material compatibility.

## Materials of Construction

**All Housings** Polycarbonate

**Pump Tube** Santoprene® (FDA approved)

### Ball Check Valve Components

- Ceramic ball (FDA approved); tantalum spring; FKM seat & O-ring
- Ceramic ball (FDA approved); stainless steel spring; EPDM seat & Santoprene® O-ring

**Pump Head Rollers & Guide Rollers** Polyethylene

**Roller Bushings** Oil impregnated bronze

**Suction/Discharge Tubing** Polyethylene (FDA approved)

**Tube Fittings, Injection Fittings** PVC or Polypropylene (both NSF listed)

**Connecting Nuts** PVC or Polypropylene (both NSF listed)

### Suction Line Strainer and Cap

PVC or Polypropylene (both NSF listed); ceramic weight

**All Fasteners** Stainless steel

**Pump Head Thumb Screws** Stainless steel; PVC

**Pump Head Support & Transition Sleeve** Santoprene®

**Tube Pull** PVC

**Leak Detect Components** Hastelloy; stainless steel


NOTE: Refer to Chemical Guide for material compatibility.

# ECON STENNICATOR SERIES


1:128 Medicator | Repeater Relay



**ECON STENNICATOR**



Potentiometer



**ECON STENNICATOR Meter Systems - Single and Dual**



**ECON Tank System**



[Watch Animated Video](#)

[Econ Stennicator  
on a Poultry Farm](#)

## Quick Facts

- Injects 1 ounce of product into 1 gallon of water
- Up to 2.7 oz/min @ 80 psi max.
- 1 or 10 PPG and 1 PPL pulse settings
- Built-in signal repeater
- Econ Stennicator pump prefix begins with E20M

## Compact and Water Meter Activated

The Econ Stennicator injects solution at a fixed ratio of 1:128. The pulse from the water meter activates the pump at a fixed run time to deliver the proper dosage. The pump has three pulse settings, adjustable with a potentiometer, to accommodate 1 or 10 pulses per gallon or 1 pulse per liter. The pump's relay repeats the incoming meter signal to another Stennicator, controller or device. Additional features include an on/off switch, prime and a standby setting.

## Not a Traditional Medicator for Livestock Water

The Stennicator, Stenner's peristaltic medicator, is not a typical 1:128 water driven proportional pump. The pump injects directly into the water line eliminating a water bypass that can restrict water flow to the drinker lines. Poor water quality, scale and solids are not harmful to the pump.

The Stennicator is compact with a small footprint and can adapt to an existing pulse water meter. If utilizing a house controller, the pump's relay allows the water meter to send the signal to the controller to register the water consumption. The pump can accurately inject or be placed in standby, without interrupting the water meter signal.

## Stennicator Meter System or Tank System

For convenient and quick installations or turnkey operations, the Econ Stennicator Meter System is equipped with the pump and corresponding dry contact 3/4" or 1" water meter mounted on a heavy duty panel.

The pre-assembled Tank System is equipped with the pump mounted to a 7.5, 15 or 30 gallon capacity tank. Select UV gray for outdoor installations or translucent white.

## Features

- Advantages of Stenner peristaltic pumps on Contents page
- Tube replacement without tools
- Activate multiple pumps from one meter
- No water restriction or pressure loss
- Standby setting
- Brushless motor
- Enclosed housing
- Indoor/Outdoor
- Meter System or Tank System available

# ECON STENNICATOR SERIES

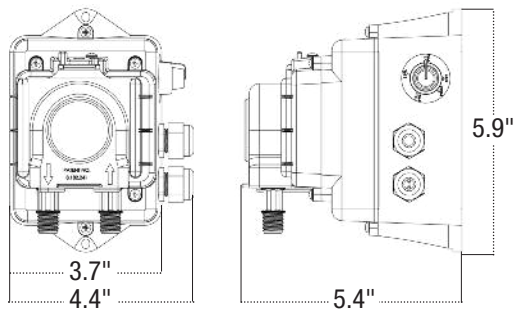
## Weights and Dimensions

### Pump

**Shipping Weight** 4 lbs (1.6 kg)

**Box Dimensions** 8 x 8 x 10 in. (21 x 21 x 25 cm)

### Product Dimensions



### Meter System

**Shipping Weight**

**Single** 17 lbs (7.7 kg)

**Dual** 20 lbs (9.1 kg)

### Box Dimensions

8 x 8 x 10 in. (21 x 21 x 25 cm)

## Accessories Shipped with Each Pump

3 Connecting Nuts & 3 Ferrules 1/4"

1 Duckbill Check Valve

1 Weighted Suction Line Strainer 1/4"

20' Suction/Discharge Tubing 1/4", white or UV black

1 Additional Pump Tube

1 Manual

## Specifications

### Flow Rate Output Control

On/off switch, fixed output

**Reproducibility**  $\pm 2\%$

### Maximum Working Pressure

80 psi (5.5 bar)

### Maximum Operating Temperature

104°F (40°C)

### Maximum Suction Lift

25 ft (7.6 m) vertical lift, based on water

**Motor Type** 24VDC, brushless

**Shaft rpm** (average maximum) 60

**Duty Cycle** Continuous

**Maximum Viscosity** 50 centipoise

**Motor Voltage** 120V 60Hz (0.25A);

230V 60Hz (0.17A); 24VDC (0.85A)

### Power Cord Type

120V 60Hz; 230V 60Hz SJTOW;

24VDC pigtail

### Power Cord Plug End

120V 60Hz NEMA 5-15P;

230V 60Hz NEMA 6-15P; 24VDC pigtail

### Power Cord Length

10 ft (3.05 m) or 24VDC pigtail 1 ft (30.5 cm)

**Classification** Indoor/Outdoor

## Materials of Construction

**All Housings** Polycarbonate

### Pump Tube & Check Valve Duckbill

Santoprene® (FDA approved)

**Pump Head Rollers** Polyethylene

### Suction/Discharge Tubing, Ferrules

Polyethylene (FDA approved)

### Tube and Injection Fittings

PVC or Polypropylene (both NSF listed)

### Connecting Nuts

PVC or Polypropylene (both NSF listed)

### Suction Line Strainer and Cap

PVC or Polypropylene (both NSF listed);  
ceramic weight

**All Fasteners** Stainless steel

NOTE: Refer to Chemical Guide for material compatibility.

## Agency Listings



Listings vary by model. 24VDC pumps do not carry any agency listings.

# ECON STENNICATOR SERIES

## Flow Rate Outputs ECON STENNICATOR 80 psi (5.5 bar) max.

Pump Prefix	Pump Tube	Roller Assembly	Ounces per Minute	Milliliters per Minute
E20MH	H	Black	2.7	74.0
Approximate max. output @ 50/60Hz				

### PUMP Build Item Number

E	2	0	M	H			S
---	---	---	---	---	--	--	---

#### VOLTAGE & HERTZ

120V 60Hz; 10' cord **8**  
 230V 60Hz; 6' cord **B**  
 24VDC; 1' cord **5**

**S** TUBE MATERIAL Santoprene®

#### SUCTION/DISCHARGE TUBING

1/4" White **1**  
 1/4" UV Black **2**  
 O.D. does not affect output.

## TANK SYSTEM Build Item Number

			E	2	0	M	H		1	S
--	--	--	---	---	---	---	---	--	---	---

#### TANK

7.5-Gallon UV Gray **S7G**  
 7.5-Gallon White **S7N**  
 15-Gallon UV Gray **S1G**  
 15-Gallon White **S1N**  
 30-Gallon UV Gray **S3G**  
 30-Gallon White **S3N**

#### VOLTAGE & HERTZ

120V 60Hz; 10' cord **8**  
 230V 60Hz; 6' cord **B**

**1** SUCTION/DISCHARGE TUBING 1/4" White  
 O.D. does not affect output.

**S** TUBE MATERIAL Santoprene®

## METER SYSTEM Build Item Number

	E	2	0	M	H		1	S			
--	---	---	---	---	---	--	---	---	--	--	--

#### SYSTEM

Single **S**  
 Dual **D**

#### VOLTAGE & HERTZ

120V 60Hz; 10' cord **8**  
 230V 60Hz; 6' cord **B**

#### WATER METER

3/4" 1 pulse/gallon **341**  
 3/4" 10 pulses/gallon **340**  
 3/4" 1 pulse/liter **34L**  
 1" 1 pulse/gallon **011**  
 1" 10 pulses/gallon **010**  
 1" 1 pulse/liter **01L**

**1** SUCTION/DISCHARGE TUBING 1/4" White  
 O.D. does not affect output.

**S** TUBE MATERIAL Santoprene®

NOTE: Refer to Chemical Guide for material compatibility.

**NOTICE:** The information within these charts is solely intended for use as a guide. The output data is an approximation based on pumping water under a controlled testing environment. Many variables can affect the output of the pump. Stenner Pump Company recommends that all metering pumps undergo field calibration by means of analytical testing to confirm their outputs.



ECON INTEGRATOR™



Control Panel



ECON INTEGRATOR™ Meter System



ECON Tank System

## Quick Facts

- Flow activated with internal repeater relay
- Up to 30.0 gpd @ 80 psi max.
- 10:1 turndown, 1% increments
- Digital keypad with LCD display
- Econ Integrator™ pump prefix begins with E10R or E20R

## Proportional Pump with Repeater Relay

The Econ Integrator™ is a flow activated peristaltic pump featuring three operational modes and a repeater relay. The relay provides a dry contact output signal replicating the signal the pump receives. The signal output can control another device that accepts a dry contact signal such as another Econ Integrator™. Multiple pumps can be activated by one water meter. The relay is operable in the Seconds or Flow Switch mode.

In livestock operations, the relay is especially useful when an existing water meter is utilized to tally water consumption to a controller. The relay allows the meter to send a signal to the pump and to the controller; eliminating the need for another meter. The signal can be sent if the pump is operating or in standby.

## Three Operating Modes

**SECONDS** The pump can accept a dry (non-voltage) contact signal and will run for a set **time** in response to receiving the signal. There are five pump operating time ranges; the maximum time is displayed on the control panel. The run time is adjustable from 10% to 100% in 1% increments.

1 second = 0.1-1.0      5 seconds = 0.5-5.0      10 seconds = 1.0-10.0  
20 seconds = 2.0-20.0      60 seconds = 6.0-60.0

**FLOW SWITCH** The pump can accept a dry (non-voltage) contact signal from a 2-wire flow switch and will run at the set **speed** as long as it receives the dry contact. The pump speed is adjustable from 10% to 100% in 1% increments.

**AUXILIARY** The pump can accept a 12-24 VAC/VDC signal from control equipment that responds to flow and will run at a set **speed** for as long as it receives the signal. The pump speed is adjustable from 10% to 100% in 1% increments. The repeater relay does not work with a 12-24 VAC/VDC signal.

## Econ Integrator™ Meter System or Tank System

For convenient and quick installations or turnkey operations, the Econ Integrator™ Meter System is equipped with the pump and corresponding dry contact 3/4" or 1" water meter mounted on a heavy duty panel.

The pre-assembled Tank System is equipped with the pump mounted to a 7.5, 15 or 30 gallon capacity tank. Select UV gray for outdoor installations or translucent white.

## Features

- Advantages of Stenner peristaltic pumps on Contents page
- Tube replacement without tools
- Patented quick release pump head
- Enclosed housing
- Indoor/Outdoor
- Optional mounting accessories available
- Meter System or Tank System available



# ECON INTEGRATOR™ SERIES

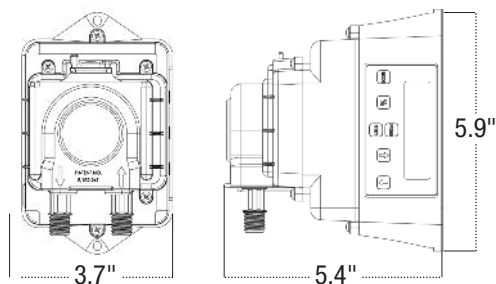
## Weights and Dimensions

### Pump

**Shipping Weight** 4 lbs (1.8 kg)

**Box Dimensions** 8 x 8 x 10 in. (21 x 21 x 25 cm)

### Product Dimensions



### Meter System

**Shipping Weight** 17 lbs (7.7 kg)

**Box Dimensions** 24 x 23 x 12 in. (61 x 58 x 30 cm)

## Accessories Shipped with Each Pump

- 3 Connecting Nuts 1/4" & 3 Ferrules 1/4"
- 1 Duckbill Check Valve
- 1 Weighted Suction Line Strainer 1/4"
- 20' Suction/Discharge Tubing 1/4", white or UV black
- 1 Additional Pump Tube
- 1 Manual

## Specifications

### Flow Rate Output Control

Six button control panel with LCD display

**Reproducibility**  $\pm 2\%$

**Maximum Working Pressure** 80 psi (5.5 bar)

**Maximum Operating Temperature** 104°F (40°C)

### Maximum Suction Lift

25 ft (7.6 m) vertical lift, based on water

**Motor Type** 24VDC, brushless

**Shaft rpm** (average maximum) 60

**Duty Cycle** Continuous

**Maximum Viscosity** 100 centipoise

**Motor Voltage** 120V 60Hz (0.25A);

230V 60Hz (0.17A); 24VDC (0.85A)

### Power Cord Type

120V 60Hz; 230V 60Hz SJTOW; 24VDC pigtail

**Power Cord Plug End** 120V 60Hz NEMA 5-15P;

230V 60Hz NEMA 6-15P; 24VDC pigtail

### Power Cord Length

6 ft (1.8 m); 10 ft (3.05 m); 24VDC pigtail 1 ft (30.5 cm)

**Classification** Indoor/Outdoor

## Materials of Construction

**All Housings** Polycarbonate

**Pump Tube & Check Valve Duckbill**

Santoprene® (FDA approved)

**Pump Head Rollers** Polyethylene

**Suction/Discharge Tubing, Ferrules**

Polyethylene (FDA approved)

**Tube and Injection Fittings**

PVC or Polypropylene (both NSF listed)

**Connecting Nuts**

PVC or Polypropylene (both NSF listed)

**Suction Line Strainer and Cap**

PVC or Polypropylene (both NSF listed); ceramic weight

**All Fasteners** Stainless steel

NOTE: Refer to Chemical Guide for material compatibility.

## Agency Listings



Listings vary by model. 24VDC pumps do not carry any agency listings.

# ECON INTEGRATOR™ SERIES

## Flow Rate Outputs ECON INTEGRATOR™ 80 psi (5.5 bar) max.

Pump Prefix	Pump Tube	Roller Assembly	Turndown Ratio	Gallons per Day	Gallons per Hour	Ounces per Hour	Ounces per Minute	Liters per Day	Liters per Hour	Milliliters per Hour	Milliliters per Minute
E10RLM	M	White	10:1	0.49	0.02	2.6	0.04	1.84	0.08	76.7	1.3
E10RHM	M	White	10:1	0.83	0.03	4.4	0.07	3.14	0.13	130.8	2.2
E20RHM	M	White	10:1	1.41	0.06	7.5	0.13	5.36	0.22	223.2	3.7
E20RHF	F	White	10:1	4.5	0.19	24.0	0.40	17.01	0.71	708.8	11.8
E20RHG	G	Black	10:1	16.0	0.67	85.3	1.42	60.48	2.52	2520.0	42.0
E20RHJ	J	Black	10:1	24.0	1.0	128.0	2.13	91.0	3.79	3785.0	63.0
E20RHH	H	Black	10:1	30.0	1.25	160.0	2.67	113.40	4.73	4725.0	78.8

Approximate max. output @ 50/60Hz

### PUMP Build Item Number

	Pump Prefix			S
--	-------------	--	--	---

#### VOLTAGE & HERTZ

120V 60Hz; 6' cord **7**  
 120V 60Hz; 10' cord **8**  
 230V 60Hz; 6' cord **B**  
 24VDC; 1' cord **5**

**S** TUBE MATERIAL Santoprene®

#### SUCTION/DISCHARGE TUBING

1/4" White **1**  
 1/4" UV Black **2**  
 O.D. does not affect output.

### TANK SYSTEM Build Item Number

		Pump Prefix			S
--	--	-------------	--	--	---

#### TANK

7.5-Gallon UV Gray **S7G**  
 7.5-Gallon White **S7N**  
 15-Gallon UV Gray **S1G**  
 15-Gallon White **S1N**  
 30-Gallon UV Gray **S3G**  
 30-Gallon White **S3N**

#### VOLTAGE & HERTZ

120V 60Hz; 6' cord **7**  
 120V 60Hz; 10' cord **8**  
 230V 60Hz; 6' cord **B**

#### SUCTION/DISCHARGE TUBING

1/4" White **1**  
 1/4" UV Black **2**  
 O.D. does not affect output.

**S** TUBE MATERIAL Santoprene®

### METER SYSTEM Build Item Number

	Pump Prefix			S	
--	-------------	--	--	---	--

#### VOLTAGE & HERTZ

120V 60Hz; 6' cord **7**  
 120V 60Hz; 10' cord **8**  
 230V 60Hz; 6' cord **B**

#### SUCTION/DISCHARGE TUBING

1/4" White **1**  
 1/4" UV Black **2**  
 O.D. does not affect output.

#### WATER METER

3/4" 1 pulse/gallon **71**  
 3/4" 2 pulses/gallon **72**  
 3/4" 4 pulses/gallon **74**  
 1" 1 pulse/gallon **11**  
 1" 2 pulses/gallon **12**  
 1" 4 pulses/gallon **14**

**S** TUBE MATERIAL Santoprene®

NOTE: Refer to Chemical Guide for material compatibility.

**NOTICE:** The information within this chart is solely intended for use as a guide. The output data is an approximation based on pumping water under a controlled testing environment. Many variables can affect the output of the pump. Stenner Pump Company recommends that all metering pumps undergo field calibration by means of analytical testing to confirm their outputs.



**ECON LD**



Potentiometer



**ECON Tank System**

## Quick Facts

- Up to 50.7 oz/hr @ 80 psi max.
- Injects accurately as low as 0.04 oz/hr
- Adjustable potentiometer
- 50:1 turndown
- Econ LD pump prefix begins with E10L

## Features

- Advantages of Stenner peristaltic pumps on Contents page
- Patented quick release pump head
- Tube replacement without tools
- Brushless motor
- Enclosed housing
- Indoor/Outdoor
- Optional mounting accessories available
- Tank System ships pre-assembled

## Accurate Low Volume Metering

The Econ LD is a reliable, compact variable speed peristaltic pump for precise injection as low as 0.04 oz/hr (1.3 mL/hr).

The design includes microprocessor technology, potentiometer, on/off setting and a totally enclosed housing. The flow rate outputs have a 50:1 turndown and are adjusted by the potentiometer.

Ideal for pumping flocculants, coagulants, anti-scalant, sanitizers and a variety of solutions.

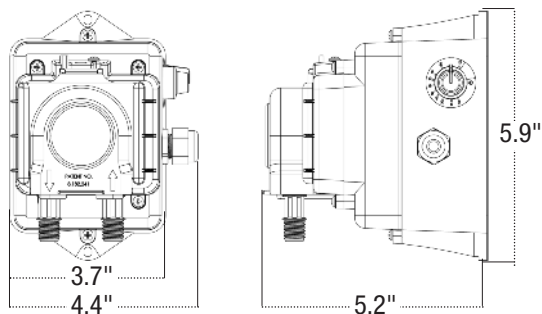
# ECON LD SERIES

## Weights and Dimensions

**Shipping Weight** 4 lbs (1.6 kg)

**Box Dimensions** 8 x 8 x 10 in. (21 x 21 x 25 cm)

### Product Dimensions



## Accessories Shipped with Each Pump

3 Connecting Nuts 1/4" & 3 Ferrules 1/4" or 6 mm *Europe*

1 Duckbill Check Valve

1 Weighted Suction Line Strainer 1/4" or 6 mm *Europe*

20' Suction/Discharge Tubing 1/4", white or UV black  
or 20' Suction/Discharge, white, 6 mm *Europe*

1 Additional Pump Tube

1 Manual

## Specifications

**Flow Rate Output Control** Potentiometer, 50:1 Turndown

**Reproducibility**  $\pm 2\%$

**Maximum Working Pressure** 80 psi (5.5 bar)

**Maximum Operating Temperature** 104°F (40°C)

**Maximum Suction Lift** 25 ft (7.6 m) vertical lift, based on water

**Motor Type** 24VDC, brushless

**Shaft rpm** (average maximum) 17

**Duty Cycle** Continuous

**Maximum Viscosity** 50 centipoise

### Motor Voltage

120V 60Hz (0.25A); 230V 60Hz (0.17A);

230V 50Hz (10W); 24VDC (0.5A)

### Power Cord Type

120V 60Hz; 230V 60Hz SJTOW;

230V 50Hz H05RN-F; 24VDC pigtail

### Power Cord Plug End

120V 60Hz NEMA 5-15P; 230V 60Hz NEMA 6-15P;

230V 50Hz CEE7/7; 24VDC pigtail

**Power Cord Length** 6 ft (1.8 m) or 24VDC pigtail 1 ft (30.5 cm)

**Classification** Indoor/Outdoor

## Materials of Construction

**All Housings** Polycarbonate

**Pump Tube & Check Valve Duckbill** Santoprene® (FDA approved)

**Pump Head Rollers** Polyethylene

**Suction/Discharge Tubing, Ferrules** Polyethylene (FDA approved)

**Tube and Injection Fittings** PVC or Polypropylene (both NSF listed)

**Connecting Nuts** PVC or Polypropylene (both NSF listed)

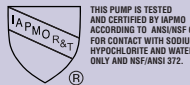
### Suction Line Strainer and Cap

PVC or Polypropylene (both NSF listed); ceramic weight

**All Fasteners** Stainless steel

NOTE: Refer to Chemical Guide for material compatibility

## Agency Listings



THIS PUMP IS TESTED  
AND CERTIFIED BY IAPMO  
ACCORDING TO ANSI/NSF 61  
FOR CONTACT WITH SODIUM  
HYPOCHLORITE AND WATER  
ONLY AND NSF/ANSI 372.



IP44

# ECON LD SERIES

## Flow Rate Outputs ECON LD 80 psi (5.5 bar) max.

Pump Prefix	Pump Tube	Roller Assembly	Turndown Ratio	Ounces per Hour	Milliliters per Hour
E10LHM	M	White	50:1	0.04 to 2.4	1.3 to 70.0
E10LHF	F	White	50:1	0.11 to 8.1	3.2 to 240.0
E10LHG	G	Black	50:1	0.50 to 25.1	14.8 to 742.3
E10LHH	H	Black	50:1	1.01 to 50.7	29.7 to 1499.4

Approximate output @ 50/60Hz

### PUMP Build Item Number

		Pump Prefix			S
--	--	-------------	--	--	---

#### VOLTAGE & HERTZ

120V 60Hz  
230V 60Hz  
24VDC  
230V 50Hz *International*  
Contact factory for additional  
voltage and plug options.

A  
B  
5  
C

S TUBE MATERIAL Santoprene®

#### SUCTION/DISCHARGE TUBING

1/4" White  
1/4" UV Black  
6 mm White *Europe*  
O.D. does not affect output.

1  
2  
5

### TANK SYSTEM Build Item Number

			Pump Prefix			S
--	--	--	-------------	--	--	---

#### TANK

7.5-Gallon UV Gray S7G  
7.5-Gallon White S7N  
15-Gallon UV Gray S1G  
15-Gallon White S1N  
30-Gallon UV Gray S3G  
30-Gallon White S3N

#### VOLTAGE & HERTZ

120V 60Hz  
230V 60Hz  
230V 50Hz *International*  
Contact factory for additional  
voltage and plug options.

A  
B  
C

S TUBE MATERIAL Santoprene®

#### SUCTION/DISCHARGE TUBING

1/4" White  
1/4" UV Black  
6 mm White *Europe*  
O.D. does not affect output.

1  
2  
5

NOTE: Refer to Chemical Guide for material compatibility.

**NOTICE:** The information within these charts is solely intended for use as a guide. The output data is an approximation based on pumping water under a controlled testing environment. Many variables can affect the output of the pump. Stenner Pump Company recommends that all metering pumps undergo field calibration by means of analytical testing to confirm their outputs.



**ECON FP**



**Control Panel**



**ECON FP Meter System**



**ECON Tank System**

## Quick Facts

- Flow activated
- Up to 30.0 gpd @ 80 psi max.
- Digital keypad with LCD display
- 10:1 turndown, 1% increments
- Econ FP pump prefix begins with E10P or E20P

## Flow Activated

The Econ FP is a flow activated peristaltic pump with three modes of operation. Based on the mode of operation selected, the pump runs at a set time or a set speed in response to receiving a signal. The control panel displays one of three operating modes: Seconds, Flow Switch or Auxiliary. The pump is designed for light duty applications such as drinking water disinfection or pH adjustment for private water wells in homes or farms.

## Econ FP Meter System or Tank System

For convenient and quick installations or turnkey operations, the Econ FP Meter System is equipped with the pump and corresponding dry contact 3/4" or 1" water meter mounted on a heavy duty panel.

The pre-assembled Tank System is equipped with the pump mounted to a 7.5, 15 or 30 gallon capacity tank. Select UV gray for outdoor installations or translucent white.

## Three Operating Modes

**SECONDS** The pump can accept a dry (non-voltage) contact signal and will run for a set **time** in response to receiving the signal. There are five pump operating time ranges; the maximum time is displayed on the control panel. The run time is adjustable from 10% to 100% in 1% increments.

1 second = 0.1-1.0      5 seconds = 0.5-5.0      10 seconds = 1.0-10.0  
20 seconds = 2.0-20.0      60 seconds = 6.0-60.0

**FLOW SWITCH** The pump can accept a dry (non-voltage) contact signal from a 2 wire flow switch and will run at the set **speed** as long as it receives the dry contact. The pump speed is adjustable from 10% to 100% in 1% increments.

**AUXILIARY** The pump can accept a 12-24 VAC/VDC signal from control equipment that responds to flow and will run at a set **speed** for as long as it receives the signal. The pump speed is adjustable from 10% to 100% in 1% increments.

## Features

- Advantages of Stenner peristaltic pumps on Contents page
- Patented quick release pump head
- Tube replacement without tools
- Enclosed housing
- Indoor/Outdoor
- Optional mounting accessories available
- Meter System or Tank System available



# ECON FP SERIES

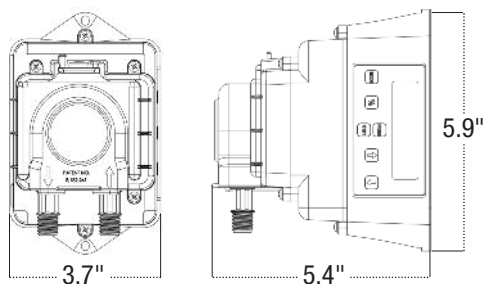
## Weights and Dimensions

### Pump

**Shipping Weight** 4 lbs (1.7 kg)

**Box Dimensions** 8 X 8 x 10 in. (21 x 21 x 25 cm)

### Product Dimensions



### Meter System

**Shipping Weight** 17 lbs (7.7 kg)

**Box Dimensions** 24 x 23 x 12 in. (61 x 58 x 30 cm)

## Accessories Shipped with Each Pump

3 Connecting Nuts 1/4" & 3 Ferrules 1/4" or 6 mm *Europe*

1 Duckbill Check Valve

1 Weighted Suction Line Strainer 1/4" or 6 mm *Europe*

20' Suction/Discharge Tubing 1/4", white or UV black  
or 20' Suction/Discharge, white, 6 mm *Europe*

1 Additional Pump Tube

1 Manual

## Specifications

### Flow Rate Output Control

Six button control panel with LCD display

**Reproducibility**  $\pm 2\%$

**Maximum Working Pressure** 80 psi (5.5 bar)

**Maximum Operating Temperature** 104°F (40°C)

### Maximum Suction Lift

25 ft (7.6 m) vertical lift, based on water

**Motor Type** 24VDC, brushless

**Shaft rpm** (average maximum) 60

**Duty Cycle** Continuous

**Maximum Viscosity** 100 centipoise

### Motor Voltage

120V 60Hz (0.25A); 230V 60Hz (0.17A);

230V 50Hz (10W); 24VDC (0.85A)

### Power Cord Type

120V 60Hz; 230V 60Hz SJTOW;

230V 50Hz H05RN-F; 24VDC pigtail

### Power Cord Plug End

120V 60Hz NEMA 5-15P; 230V 60Hz NEMA 6-15P;

230V 50Hz CEE7/7; 24VDC pigtail

### Power Cord Length

6 ft (1.8 m); 10 ft (3.05 m);

24VDC pigtail 1 ft (30.5 cm)

**Classification** Indoor/Outdoor

## Materials of Construction

**All Housings** Polycarbonate

**Pump Tube & Check Valve Duckbill**

Santoprene® (FDA approved)

**Pump Head Rollers** Polyethylene

**Suction/Discharge Tubing, Ferrules**

Polyethylene (FDA approved)

### Tube and Injection Fittings

PVC or Polypropylene (both NSF listed)

### Connecting Nuts

PVC or Polypropylene (both NSF listed)


### Suction Line Strainer and Cap

PVC or Polypropylene (both NSF listed);  
ceramic weight

**All Fasteners** Stainless steel

NOTE: Refer to Chemical Guide for material compatibility.

## Agency Listings



Listings vary by model. 24VDC pumps do not carry any agency listings.

# ECON FP SERIES

## Flow Rate Outputs ECON FP 80 psi (5.5 bar) max.

Pump Prefix	Pump Tube	Roller Assembly	Turndown Ratio	Gallons per Day	Gallons per Hour	Ounces per Hour	Ounces per Minute	Liters per Day	Liters per Hour	Milliliters per Hour	Milliliters per Minute
E10PLM	M	White	10:1	0.49	0.02	2.6	0.04	1.84	0.08	76.7	1.3
E10PHM	M	White	10:1	0.83	0.03	4.4	0.07	3.14	0.13	130.8	2.2
E20PHM	M	White	10:1	1.41	0.06	7.5	0.13	5.36	0.22	223.2	3.7
E20PHF	F	White	10:1	4.5	0.19	24.0	0.40	17.01	0.71	708.8	11.8
E20PHG	G	Black	10:1	16.0	0.67	85.3	1.42	60.48	2.52	2520.0	42.0
E20PHJ	J	Black	10:1	24.0	1.0	128.0	2.13	91.0	3.79	3785.0	63.0
E20PHH	H	Black	10:1	30.0	1.25	160.0	2.67	113.40	4.73	4725.0	78.8

Approximate max. output @ 50/60Hz

### PUMP Build Item Number

Pump Prefix				S
-------------	--	--	--	---

#### VOLTAGE & HERTZ

120V 60Hz; 6' cord **7**  
 120V 60Hz; 10' cord **8**  
 230V 60Hz; 6' cord **B**  
 24VDC; 1' cord **5**  
 230V 50Hz; 6' cord *International* **9**

**S** TUBE MATERIAL Santoprene®

#### SUCTION/DISCHARGE TUBING

1/4" White **1**  
 1/4" UV Black **2**  
 6 mm White *Europe* **5**  
 O.D. does not affect output.

### TANK SYSTEM Build Item Number

		Pump Prefix			S
--	--	-------------	--	--	---

#### TANK

7.5-Gallon UV Gray **S7G**  
 7.5-Gallon White **S7N**  
 15-Gallon UV Gray **S1G**  
 15-Gallon White **S1N**  
 30-Gallon UV Gray **S3G**  
 30-Gallon White **S3N**

#### VOLTAGE & HERTZ

120V 60Hz; 6' cord **7**  
 120V 60Hz; 10' cord **8**  
 230V 60Hz; 6' cord **B**  
 230V 50Hz; 6' cord *International* **9**

#### SUCTION/DISCHARGE TUBING

1/4" White **1**  
 1/4" UV Black **2**  
 6 mm White *Europe* **5**  
 O.D. does not affect output.

**S** TUBE MATERIAL Santoprene®

### METER SYSTEM Build Item Number

Pump Prefix			S	
-------------	--	--	---	--

#### VOLTAGE & HERTZ

120V 60Hz; 6' cord **7**  
 120V 60Hz; 10' cord **8**  
 230V 60Hz; 6' cord **B**  
 230V 50Hz; 6' cord *International* **9**

#### SUCTION/DISCHARGE TUBING

1/4" White **1**  
 1/4" UV Black **2**  
 6 mm White *Europe* **5**  
 O.D. does not affect output.

#### WATER METER

3/4" 1 pulse/gallon **71**  
 3/4" 2 pulses/gallon **72**  
 3/4" 4 pulses/gallon **74**  
 1" 1 pulse/gallon **11**  
 1" 2 pulses/gallon **12**  
 1" 4 pulses/gallon **14**

**S** TUBE MATERIAL Santoprene®

NOTE: Refer to Chemical Guide for material compatibility.

**NOTICE:** The information within this chart is solely intended for use as a guide. The output data is an approximation based on pumping water under a controlled testing environment. Many variables can affect the output of the pump. Stenner Pump Company recommends that all metering pumps undergo field calibration by means of analytical testing to confirm their outputs.

# ECON FX and ECON VX SERIES

Fixed Speed | Variable Speed



**ECON FX**



**ECON Tank System**



**ECON VX**



**Potentiometer**

## Quick Facts

### ECON FX

- No adjustment
- Up to 2.09 oz/min @ 80 psi max.  
Up to 3.45 oz/min @ 25 psi max.
- Econ FX pump prefix begins with E10FX or E20FX

### ECON VX

- Adjustable potentiometer
- Up to 2.09 oz/min @ 80 psi max.  
Up to 3.45 oz/min @ 25 psi max.
- Econ VX pump prefix begins with E10VX or E20VX

## Features

- Advantages of Stenner peristaltic pumps on Contents page
- Patented quick release pump head
- Tube replacement without tools
- Enclosed housing
- Indoor/Outdoor
- Optional mounting accessories
- Tank System ships pre-assembled

## Reliable Accurate Metering

Both the Econ VX and FX are peristaltic pumps designed with a totally enclosed brushed motor for light duty or general intermittent applications.

The pumps are wall mountable or select one of the optional mounting accessories. The Econ VX or FX is offered as a Tank System; the pump is shipped pre-mounted to a 7.5, 15 or 30 gallon solution tank. The pumps are cULus for indoor and outdoor use; CE IP44 is also available.

The pumps work well for fluid transfer, sampling or injecting a variety of solutions for swimming pools, food & beverage, metal finishing, irrigation and horticulture and more.

# ECON FX and ECON VX SERIES

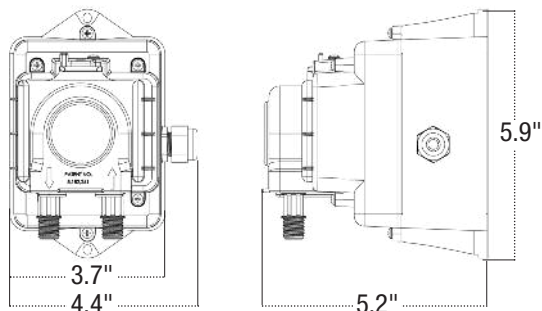
## Weights and Dimensions

### ECON FX Models

**Shipping Weight** 3 lbs (1.4 kg)

**Box Dimensions** 8 x 8 x 10 in. (21 x 21 x 25 cm)

**Product Dimensions**

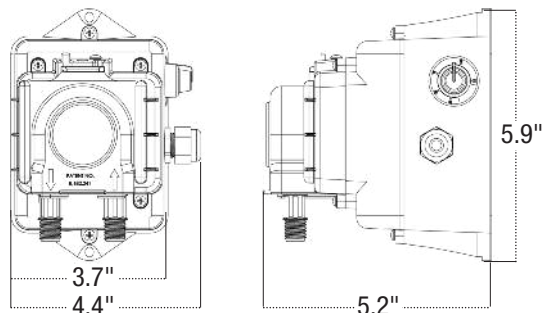


### ECON VX Models

**Shipping Weight** 4 lbs (1.5 kg)

**Box Dimensions** 8 x 8 x 10 in. (21 x 21 x 25 cm)

**Product Dimensions**



## Accessories Shipped with Each Pump

3 Connecting Nuts 1/4" & 3 Ferrules 1/4" or 6 mm *Europe*

1 Injection Fitting 25 psi (1.7 bar) max.

or 1 Duckbill Check Valve 80 psi (5.5 bar) max.

1 Weighted Suction Line Strainer 1/4" or 6 mm *Europe*

20' Suction/Discharge Tubing 1/4", white or UV black

or 20' Suction/Discharge, white, 6 mm *Europe*

1 Additional Pump Tube

1 Manual

## Specifications

### Flow Rate Output Control

**ECON FX** Fixed speed, no adjustment

**ECON VX** Adjustable potentiometer

**Reproducibility**  $\pm 5\%$

**Maximum Working Pressure** 80 psi (5.5 bar), 25 psi (1.7 bar)

**Maximum Operating Temperature** 104°F (40°C)

**Maximum Suction Lift** 25 ft (7.6 m) vertical lift, based on water

**Motor Type** 24VDC, brushed

**Shaft rpm** (average maximum) 26 or 44

**Duty Cycle** Continuous

**Maximum Viscosity** 100 centipoise

**Motor Voltage** 120V 60Hz (0.25A); 230V 60Hz (0.17A);

230V 50Hz (10W); 24VDC (0.5A)

**Power Cord Type** 120V 60Hz; 230V 60Hz SJTOW;

230V 50Hz H05RN-F; 24VDC pigtail

**Power Cord Plug End** 120V 60Hz NEMA 5-15P;

230V 60Hz NEMA 6-15P; 230V 50Hz CEE7/7; 24VDC pigtail

**Power Cord Length** 6 ft (1.8 m) or 24VDC pigtail 1 ft (30.5 cm)

**Classification** Indoor/Outdoor

## Materials of Construction

**All Housings** Polycarbonate

**Pump Tube & Check Valve Duckbill** Santoprene® (FDA approved)

**Pump Head Rollers** Polyethylene

**Suction/Discharge Tubing, Ferrules** Polyethylene (FDA approved)

**Tube and Injection Fittings** PVC or Polypropylene (both NSF listed)

**Connecting Nuts** PVC or Polypropylene (both NSF listed)

**Suction Line Strainer and Cap**

PVC or Polypropylene (both NSF listed); ceramic weight

**All Fasteners** Stainless steel

NOTE: Refer to Chemical Guide for material compatibility.

## Agency Listings



IP44

Listings vary by model. 24VDC pumps do not carry any agency listings.

# ECON FX and ECON VX SERIES

## Flow Rate Outputs ECON FX Fixed Speed

Pump Prefix	Pressure max. psi	Pump Tube	Roller Assembly	Gallons per Day	Gallons per Hour	Ounces per Hour	Ounces per Minute	Liters per Day	Liters per Hour	Milliliters per Hour	Milliliters per Minute	Pressure max. bar
E10FXA	25	A	White	7.4	0.31	39.5	0.66	28.0	1.17	1166.7	19.44	1.7
E10FXB	25	B	White	14.0	0.58	74.7	1.24	52.9	2.20	2204.2	36.74	1.7
E20FXB	25	B	White	24.8	1.03	132.3	2.20	93.7	3.90	3904.2	65.07	1.7
E20FXC	25	C	White	38.8	1.62	206.9	3.45	146.7	6.11	6112.5	101.88	1.7
E10FXH	80	H	Black	14.0	0.58	74.7	1.24	52.9	2.20	2204.2	36.74	5.5
E20FXH	80	H	Black	23.5	0.98	125.3	2.09	88.8	3.70	3700.0	61.67	5.5

Approximate output @ 50/60Hz

## Flow Rate Outputs ECON VX Variable Speed

Pump Prefix	Pressure max. psi	Pump Tube	Roller Assembly	Gallons per Day	Gallons per Hour	Ounces per Hour	Ounces per Minute	Liters per Day	Liters per Hour	Milliliters per Hour	Milliliters per Minute	Pressure max. bar
E10VXA	25	A	White	0.8 to 7.4	0.03 to 0.31	0.4 to 39.5	0.01 to 0.66	3.0 to 28.0	0.13 to 1.17	125.0 to 1166.7	2.08 to 19.44	1.7
E10VXB	25	B	White	1.2 to 14.0	0.05 to 0.58	6.4 to 74.7	0.11 to 1.24	4.5 to 52.9	0.19 to 2.20	188.0 to 2204.2	3.13 to 36.74	1.7
E20VXB	25	B	White	1.6 to 24.8	0.07 to 1.03	8.6 to 132.3	0.14 to 2.20	6.0 to 93.7	0.25 to 3.90	250.0 to 3904.2	4.17 to 65.07	1.7
E20VXC	25	C	White	4.4 to 38.8	0.18 to 1.62	23.4 to 206.9	0.39 to 3.45	16.6 to 146.7	0.69 to 6.11	692.0 to 6112.5	11.53 to 101.88	1.7
E10VXH	80	H	Black	1.7 to 14.0	0.07 to 0.58	9.1 to 74.7	0.15 to 1.24	6.4 to 52.9	0.27 to 2.20	267.0 to 2204.2	4.45 to 36.74	5.5
E20VXH	80	H	Black	2.7 to 23.5	0.11 to 0.98	14.5 to 125.3	0.24 to 2.09	10.2 to 88.8	0.43 to 3.70	425.0 to 3700.0	7.08 to 61.67	5.5

Approximate output @ 50/60Hz

## PUMP Build Item Number

Pump Prefix						S
-------------	--	--	--	--	--	---

### VOLTAGE & HERTZ

120V 60Hz  
230V 60Hz  
24VDC  
230V 50Hz *International*  
Contact factory for additional voltage and plug options.

A  
B  
5  
C

### SUCTION/DISCHARGE TUBING

1/4" White  
1/4" UV Black  
6 mm White *Europe*  
O.D. does not affect output.

1  
2  
5

**S** TUBE MATERIAL Santoprene®

## TANK SYSTEM Build Item Number

			Pump Prefix			S
--	--	--	-------------	--	--	---

### TANK

7.5-Gallon UV Gray  
7.5-Gallon White  
15-Gallon UV Gray  
15-Gallon White  
30-Gallon UV Gray  
30-Gallon White

S7G  
S7N  
S1G  
S1N  
S3G  
S3N

### VOLTAGE & HERTZ

120V 60Hz  
230V 60Hz  
230V 50Hz *International*  
Contact factory for additional voltage and plug options.

A  
B  
C

### SUCTION/DISCHARGE TUBING

1/4" White  
1/4" UV Black  
6 mm White *Europe*  
O.D. does not affect output.

1  
2  
5

**S** TUBE MATERIAL Santoprene®

NOTE: Refer to Chemical Guide for material compatibility.

**NOTICE:** The information within these charts is solely intended for use as a guide. The output data is an approximation based on pumping water under a controlled testing environment. Many variables can affect the output of the pump. Stenner Pump Company recommends that all metering pumps undergo field calibration by means of analytical testing to confirm their outputs.



**ECON T**




**ECON T TANK SYSTEM**

## Features

- Programmable timed injection
- Digital control pad with LCD display
- 24-hour clock
- Enclosed housing
- Wall mountable
- Patented quick release pump head
- Tube replacement without tools
- Advantages of Stenner peristaltic pumps on Contents page

## Automatic Dosing Control for Timed Applications



The Econ T and TD pumps provide automatic injection and offer flexibility to program a customized dosing schedule for light duty applications. Program up to 24 independent On and Off events within a 7 day period. Each event can be set for a specific On and Off time for each selected day or days of the

week. The timer is programmed in hour and minutes increments. A battery is included as backup to power loss to maintain the time and programmed events.

## Quick Facts

### ECON T

- Up to 1.92 oz/min @ 80 psi max.  
Up to 1.33 oz/min @ 25 psi max.
- Indoor/Outdoor
- Santoprene® pump tube
- Optional mounting accessories
- Tank System ships pre-assembled
- Econ T pump prefix begins with E10T or E20T

### ECON TD

- Up to 3.18 oz/min @ 5 psi max.
- FKM pump tube for d-Limonene
- Indoor
- Optional mounting accessories
- Econ TD pump prefix begins with E20T\_C3

### ECON TD Battery-Powered

- Up to 4.0 oz/min @ 5 psi max.
- FKM pump tube for d-Limonene
- Silicone pump tube
- 8 D cell batteries 1.2V–1.5V  
or 2 6V lantern batteries, not included
- Indoor
- Wall mount only
- Econ TD battery-powered pump prefix begins with E10T01 or E20T01



**ECON TD Electric**



**ECON TD Battery-Powered**



# ECON TIMER SERIES

## Applications

### ECON T

- Biocide feed for Legionella prevention in small cooling towers
- Sanitation for water fountains
- Injection of liquid solar blankets or enzymes for commercial pools
- Injection for scale and algae control in poultry evaporative cool cells
- Disinfection of poultry hatchery dip tanks

### ECON TD, Econ TD Battery-Powered

The Econ TD pumps are designed for 5 psi or less and are part of the Econ programmable timer series. Both of the TD pumps offer an FKM tube for d-Limonene. The TD battery-powered model also offers a silicone pump tube for a variety of chemicals; refer to the Chemical Guide in this catalog.

Commercial drain line maintenance, grease trap treatment or odor control are some of the possibilities where automatic injection on a timed dosing schedule can be a necessity.

## Accessories Shipped with Each Pump

### ECON T

- 3 Connecting Nuts 1/4" & 3 Ferrules 1/4" or 6 mm *Europe*
- 1 Injection Fitting 25 psi (1.7 bar) max.  
or 1 Duckbill Check Valve 80 psi (5.5 bar) max.
- 1 Weighted Suction Line Strainer 1/4" or 6 mm *Europe*
- 20' Suction/Discharge Tubing 1/4", white  
or 20' Suction/Discharge, white, 6 mm *Europe*
- 1 Additional Pump Tube
- 1 Manual

### ECON TD

- 3 Connecting Nuts 1/4" & 3 Ferrules 1/4" or 6 mm *Europe*
- 1 Injection Fitting
- 1 Ceramic Weight with clip 1/4"
- 20' Suction/Discharge Tubing 1/4", white or UV black  
or 20' Suction/Discharge, white, 6 mm *Europe*
- 1 Manual and Addendum

NOTE: Econ TD Battery Pump includes 1 Mounting Bracket.

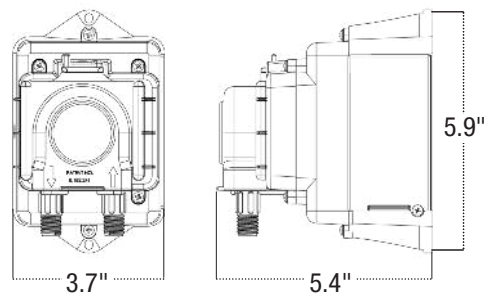
## Weights and Dimensions

### ECON T and ECON TD Electric-Powered Models

**Shipping Weight** 4 lbs (1.8 kg)

**Box Dimensions** 8 x 8 x 10 in. (21 x 21 x 25 cm)

#### Product Dimensions

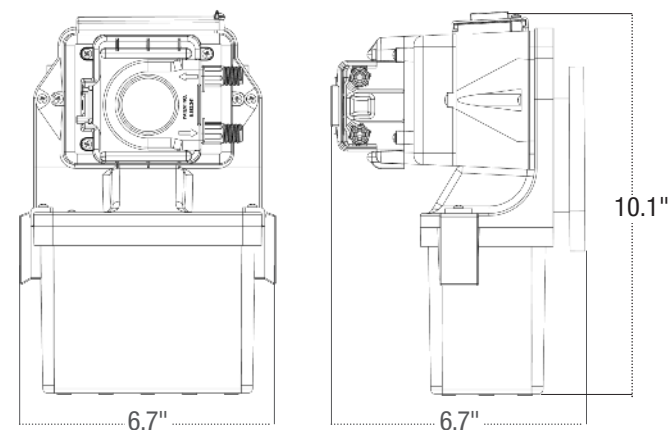


### ECON TD Battery-Powered Models








**Shipping Weight** 5 lbs (2.1 kg)

**Box Dimensions** 14 x 9 x 10 in. (36 x 23 x 24 cm)

#### Product Dimensions



# ECON TIMER SERIES

	ECON T	ECON TD	ECON TD Battery
<b>Specifications</b>			
<b>Flow Rate Output Control</b>	Programmable 24 hr clock, 7 day, 24 event timer	Programmable 24 hr clock, 7 day, 24 event timer	Programmable 24 hr clock, 7 day, 24 event timer
<b>Reproducibility</b>	±5%	±15%	Varies depending on battery quality and strength
<b>Max. Working Pressure</b>	25 psi (1.7 bar); 80 psi (5.5 bar)	5 psi (0.34 bar)	5 psi (0.34 bar)
<b>Max. Operating Temperature</b>	104°F (40°C)	104°F (40°C)	104°F (40°C)
<b>Max. Suction Lift</b>	25 ft (7.6 m) vertical lift, based on water	5 ft (1.5 m) vertical lift, based on water	5 ft (1.5 m) vertical lift, based on water
<b>Motor Type</b>	24VDC, brushed	24VDC, brushed	Proprietary
<b>Shaft rpm</b> (average maximum)	9, 18 or 40	8, 18, 25 or 40	Varies depending on battery quality and strength
<b>Duty Cycle</b>	Continuous	Continuous	Intermittent
<b>Maximum Viscosity</b>	100 centipoise	100 centipoise	100 centipoise
<b>Motor Voltage</b>	120V 60Hz (0.25A); 230V 60Hz (0.17A); 230V 50Hz (10W); 24VDC (0.5A)	120V 60Hz (0.25A); 230V 60Hz (0.17A); 230V 50Hz (10W); 24VDC (0.5A)	n/a
<b>Power Cord Type</b>	120V 60Hz; 230V 60Hz SJTOW; 230V 50Hz H05RN-F; 24VDC pigtail	120V 60Hz; 230V 60Hz SJTOW; 230V 50Hz: H05RN-F; 24VDC pigtail	n/a
<b>Power Cord Plug End</b>	120V 60Hz NEMA 5-15P; 230V 60Hz NEMA 6-15P; 230V 50Hz CEE7/7; 24VDC pigtail	120V 60Hz NEMA 5-15P; 230V 60Hz NEMA 6-15P; 230V 50Hz CEE7/7; 24VDC pigtail	n/a
<b>Power Cord Length</b>	6 ft (1.8 m); 10 ft (3.05 m); 24VDC pigtail 1 ft (30.5 cm)	6 ft (1.8 m); 10 ft (3.05 m); 24VDC pigtail 1 ft (30.5 cm)	n/a
<b>Classification</b>	Indoor/Outdoor	Indoor	Indoor
<b>Materials of Construction</b>			
<b>Pump Tube</b>	Santoprene® (FDA approved)	FKM	FKM or Silicone
<b>Check Valve Duckbill</b>	Santoprene® (FDA approved)	n/a	n/a
<b>Suction Line Weight</b>	Strainer & Cap PVC or Polypropylene (both NSF listed); ceramic weight	Ceramic Weight with 1/4" Clip PVC (NSF listed); ceramic weight	Ceramic Weight with 1/4" Clip PVC (NSF listed); ceramic weight
<b>Housings</b>	Polycarbonate	Polycarbonate	Polycarbonate
<b>Pump Head Rollers</b>	Polyethylene	Polyethylene	Polyethylene
<b>Suction/Discharge Tubing and Ferrules</b>	Polyethylene (FDA approved)	Polyethylene (FDA approved)	Polyethylene (FDA approved)
<b>Tube and Injection Fittings</b>	PVC or Polypropylene (both NSF listed)	PVC or Polypropylene (both NSF listed)	PVC or Polypropylene (both NSF listed)
<b>Connecting Nuts</b>	PVC or Polypropylene (both NSF listed)	PVC or Polypropylene (both NSF listed)	PVC or Polypropylene (both NSF listed)
<b>All Fasteners</b>	Stainless steel	Stainless steel	Stainless steel
NOTE: Refer to Chemical Guide for material compatibility.			
<b>Agency Listings</b>			
	    <p>Intertek 94247 CONFORMS TO ANSI/NSF STD. 50 Equipment for potting, peeling, etc. hot tubs and other recreational water facilities.</p> <p>LISTED METERING PUMP 4711</p> <p>IP44</p> <p>INTERTEK/ETL Sanitation Listed, conforms to standard NSF/ANSI 50 (excludes any model rated for 80 psi max.). Listings vary by model. 24VDC pumps do not carry any agency listings.</p>	   <p>LISTED METERING PUMP 4711</p> <p>IP44</p> <p>Listings vary by model. 24VDC pumps do not carry any agency listings.</p>	Battery pumps do not carry any agency listings.

# ECON TIMER SERIES

## Flow Rate Outputs ECON T 25 psi (1.7 bar) max.

Pump Prefix	Pump Tube	Roller Assembly	Gallons per Day	Gallons per Hour	Ounces per Hour	Ounces per Minute	Liters per Day	Liters per Hour	Milliliters per Hour	Milliliters per Minute
E10T1A	A	White	2.5	0.10	13.2	0.22	9.5	0.39	396.0	6.60
E10T2A	A	White	5.0	0.21	26.4	0.44	18.9	0.79	786.0	13.10
E10T2B	B	White	8.5	0.35	45.6	0.76	32.2	1.34	1338.0	22.30
E10T2C	C	White	15.0	0.63	79.8	1.33	56.8	2.37	2364.0	39.40
Approximate max. output @ 50/60Hz										

## Flow Rate Outputs ECON T 80 psi (5.5 bar) max.

Pump Prefix	Pump Tube	Roller Assembly	Gallons per Day	Gallons per Hour	Ounces per Hour	Ounces per Minute	Liters per Day	Liters per Hour	Milliliters per Hour	Milliliters per Minute
E10T1F	F	White	0.6	0.02	3.0	0.05	2.2	0.09	90.0	1.50
E10T2F	F	White	1.3	0.05	6.6	0.11	4.8	0.20	198.0	3.30
E20T4F	F	White	3.4	0.14	18.0	0.30	13.1	0.54	544.8	9.08
E20T4G	G	Black	12.3	0.51	65.4	1.09	46.5	1.94	1937.4	32.29
E20T4H	H	Black	21.7	0.90	115.2	1.92	82.0	3.41	3416.4	56.94
Approximate max. output @ 50/60Hz										

### PUMP Build Item Number

Pump Prefix				S
-------------	--	--	--	---

#### VOLTAGE & HERTZ

120V 60Hz; 6' cord  
 120V 60Hz; 10' cord  
 230V 60Hz; 6' cord  
 24VDC; 1' cord  
 230V 50Hz; 6' cord *International*

7  
 8  
 B  
 5  
 9

**S** TUBE MATERIAL Santoprene®

#### SUCTION/DISCHARGE TUBING

1/4" White  
 1/4" UV Black  
 6 mm White *Europe*  
 O.D. does not affect output.

1  
 2  
 5

### TANK SYSTEM Build Item Number

			Pump Prefix			S
--	--	--	-------------	--	--	---

#### TANK

7.5-Gallon UV Gray **S7G**  
 7.5-Gallon White **S7N**  
 15-Gallon UV Gray **S1G**  
 15-Gallon White **S1N**  
 30-Gallon UV Gray **S3G**  
 30-Gallon White **S3N**

#### VOLTAGE & HERTZ

120V 60Hz; 6' cord  
 120V 60Hz; 10' cord  
 230V 60Hz; 6' cord  
 230V 50Hz; 6' cord  
*International*

7  
 8  
 B  
 9

**S** TUBE MATERIAL Santoprene®

#### SUCTION/DISCHARGE TUBING

1/4" White  
 1/4" UV Black  
 6 mm White *Europe*  
 O.D. does not affect output.

1  
 2  
 5

NOTE: Refer to Chemical Guide for material compatibility.

**NOTICE:** The information within these charts is solely intended for use as a guide. The output data is an approximation based on pumping water under a controlled testing environment. Many variables can affect the output of the pump. Stenner Pump Company recommends that all metering pumps undergo field calibration by means of analytical testing to confirm their outputs.

# ECON TIMER SERIES

## Flow Rate Outputs ECON TD 5 psi (0.34 bar) max.

Pump Prefix	Pump Tube	Tube Material	Roller Assembly	Gallons per Day	Gallons per Hour	Ounces per Hour	Ounces per Minute	Liters per Day	Liters per Hour	Milliliters per Hour	Milliliters per Minute
E20T1C3	C3	FKM	Black	9.10	0.38	48.7	0.81	34.6	1.44	1440.0	24.0
E20T2C3	C3	FKM	Black	17.10	0.71	91.2	1.52	64.7	2.70	2687.6	44.8
E20T3C3	C3	FKM	Black	23.20	0.97	123.7	2.06	87.8	3.66	3659.2	61.0
E20T4C3	C3	FKM	Black	35.76	1.49	190.7	3.18	135.4	5.64	5640.3	94.0

Approximate max. output @ 50/60Hz

**PUMP Build Item Number**

Pump Prefix

**VOLTAGE & HERTZ**  
 120V 60Hz; 6' cord  
 120V 60Hz; 10' cord  
 230V 60Hz; 6' cord  
 24VDC; 1' cord  
 230V 50Hz; 6' cord *International*

**SUCTION/DISCHARGE TUBING**  
 1/4" White  
 6 mm White *Europe*  
 O.D. does not affect output.

## Flow Rate Outputs ECON TD Battery-Powered 5 psi (0.34 bar) max.

Pump Prefix	Pump Tube	Tube Material	Roller Assembly	Gallons per Day	Gallons per Hour	Ounces per Hour	Ounces per Minute	Liters per Day	Liters per Hour	Milliliters per Hour	Milliliters per Minute
E10T01C3	C3	FKM	Blue	24.7	1.00	132.0	2.2	94.0	3.9	3904.0	65.0
E20T01C3	C3	FKM	Blue	41.7	1.74	222.0	3.7	158.0	6.6	6577.0	110.0
E10T01C4	C4	Silicone	Blue	27.0	1.10	144.0	2.4	102.0	4.2	4259.0	71.0
E20T01C4	C4	Silicone	Blue	45.0	1.88	240.0	4.0	170.0	7.1	7098.0	118.0

Approximate max. output @ 50/60Hz

**PUMP Build Item Number**

Pump Prefix

**SUCTION/DISCHARGE TUBING**  
 1/4" White  
 6 mm White *Europe*  
 O.D. does not affect output.

**0 B** Denotes battery-powered

NOTE: Refer to Chemical Guide for material compatibility.

**! NOTICE:** The information within this chart is solely intended for use as a guide. The output data is an approximation based on pumping water under a controlled testing environment. Many variables can affect the output of the pump. Stenner Pump Company recommends that all metering pumps undergo field calibration by means of analytical testing to confirm their outputs.



**OEM**

Stenner's custom OEM pump can be designed with the customer's supplied motor and gearbox. A standard OEM bracket is provided, or a custom bracket can be designed. The pump is offered with a brushless or brushed DC motor with a choice of either an open or closed version.

Enclosed versions offer an optional internal power supply and customizable power cord for 100-240VAC, 50/60Hz. The customer selects the fixed output from ranges of 0.04 ounces per hour to 2.08 gallons per hour, up to 80 psi maximum (1.3 milliliters per hour to 7.88 liters per hour, up to 5.5 bar maximum).



**OEM BATCH**

On/Off Switch

The custom OEM batch pump is factory programmed to run a specific length of time when manually activated by an integral switch or can be designed to activate with an input signal. The customer selects the pump run time from 0.1 seconds to 24 hours per activation.

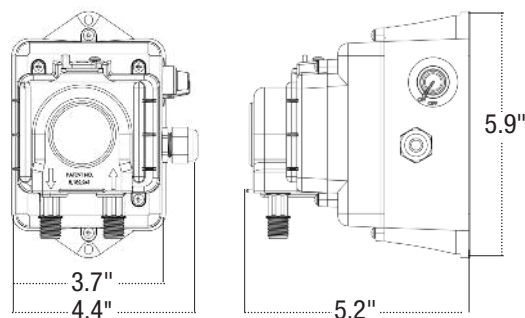
The pre-set fluid volume choices are up to 50 gallons per day, up to 80 psi maximum (189.3 liters per day, up to 5.5 bar maximum). The pump is supplied with a 24VDC brushless motor and a customizable power cord for 100-240VAC, 50/60Hz. The pump can also be supplied without an internal power supply.

## Weights and Dimensions

**Shipping Weight** 4 lbs (1.5 kg)

**Box Dimensions** 8 x 8 x 10 in. (21 x 21 x 25 cm)

**Product Dimensions**




## Quick Facts

- Up to 8.1 oz/min @ 80 psi max.
- Adjustable potentiometer
- Select custom color
- Optional tube materials
- Dual bearing support output shaft
- Liquid end, gear train & motor are serviceable
- Agency approvals available
- Voltage options

# ECON VACCINATOR™ SERIES

Delivers 1 gallon over 6 hours



**ECON VACCINATOR™**

## Quick Facts

- Injects 1 gallon consistently over 6 hours
- Built-in timer automatically turns off pump
- Simple installation
- Injects directly into water lines
- Eliminates pre-measured stock solutions

## Reliable and Accurate Delivery

The Vaccinator™ delivers 1 gallon of a liquid oral vaccine into the water line consistently over 6 hours.

Injection is directly into the water line, unlike proportioners which require a water bypass.

Direct injection assures accurate dosages to the entire herd and eliminates the need to pre-measure stock solutions, reducing labor costs.

## Features

- Patented quick release pump head
- Tube replacement without tools
- Enclosed housing
- On/Off potentiometer
- Indoor/Outdoor
- Optional mounting accessories
- Advantages of Stenner peristaltic pumps on Contents page

## Models

### US Model Item Number **E10SHGA1S**

- 0.36 ounces per minute max.
- G pump tube
- Black roller assembly
- 120V 60Hz
- 1/4" white suction/discharge tubing

### EUROPE Model Item Number **E10SHGC9S**

- 13.9 milliliters per minute max.
- G pump tube
- Black roller assembly
- 230V 50Hz
- 6 mm white suction/discharge tubing



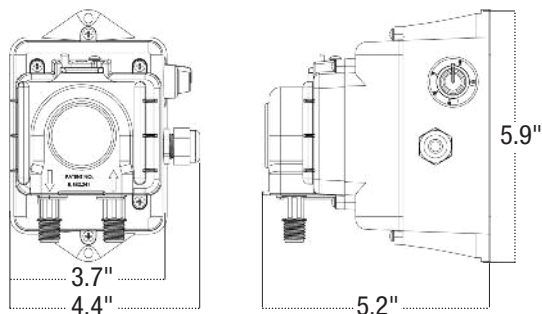
# ECON VACCINATOR™ SERIES

## Weights and Dimensions

**Shipping Weight** 4 lbs (1.5 kg)

**Box Dimensions** 8 x 8 x 10 in. (21 x 21 x 25 cm)

**Product Dimensions**



## Accessories Shipped with Each Pump

4 Connecting Nuts 1/4" or 6 mm *Europe*

3 Ferrules 1/4" or 6 mm *Europe*

1 Injection Check Valve

1 Vented Cap with tubing adapter, 1.5" or 38 mm *Europe*

20' Suction/Discharge Tubing white, 1/4" or 6 mm *Europe*

1 Additional Pump Tube

1 Manual

## Specifications

### Flow Rate Output Control

Factory programmed with 375 minute run cycle

**Reproducibility**  $\pm 2\%$

**Maximum Working Pressure** 80 psi (5.5 bar)

**Maximum Operating Temperature** 104°F (40°C)

### Maximum Suction Lift

25 ft (7.6 m) vertical lift, based on water

**Motor Type** 24VDC, brushless

**Shaft rpm** (average maximum) 17

**Duty Cycle** Continuous

**Maximum Viscosity** 50 centipoise

### Motor Voltage

120V 60Hz (0.25A); 230V 50Hz 1PH (0.3)

### Power Cord Type

120V 60Hz; 230V 50Hz H05RN-F

### Power Cord Plug End

120V 60Hz NEMA 5-15P;

230V 50Hz CEE7/7

**Power Cord Length** 6 ft (1.8 m)

**Classification** Indoor/Outdoor

## Materials of Construction

**All Housings** Polycarbonate

**Pump Tube & Check Valve Duckbill**

Santoprene® (FDA approved)

**Pump Head Rollers** Polyethylene

**Suction/Discharge Tubing, Ferrules**

Polyethylene (FDA approved)

**Tube and Injection Fittings**

PVC or Polypropylene (both NSF listed)

**Connecting Nuts**

PVC or Polypropylene (both NSF listed)

**All Fasteners** Stainless steel

NOTE: Refer to Chemical Guide for material compatibility.

## Agency Listings



Listings vary by model.



**7.5-Gallon (28.4 Liters)**



**15-Gallon (56.8 Liters)**



**30-Gallon (113.6 Liters)**

## Materials of Construction

**Tank** Polyethylene

**Lid with child resistant lock** Polypropylene

**Grommets** Viton

**Screws** Stainless steel

## Agency Listings



THIS TANK IS TESTED AND  
CERTIFIED BY NSF ACCORDING TO  
ANSI/NSF 61 FOR CONTACT WITH  
SODIUM HYPOCHLORITE AND  
WATER ONLY AND ANSI/NSF 372.

## Quick Facts

- UV resistant gray or translucent white
- 7.5, 15 or 30 gallon
- Child resistant lid
- Polyethylene construction
- Lightweight
- Level indicators

## Weights and Dimensions

Tank Size	Shipping Weight	Box Dimensions
<b>7.5-Gallon</b>	15 lbs (6.8 kg)	23 x 23 x 21 in. (58 x 58 x 54 cm)
<b>15-Gallon</b>	18 lbs (8.2 kg)	23 x 23 x 27 in. (58 x 58 x 66 cm)
<b>30-Gallon</b>	24 lbs (10.8 kg)	23 x 23 x 39 in. (58 x 58 x 97 cm)

## Product Dimensions

7.5-Gallon: 20.5 OD x 19.6 in. (52.1 OD x 49.9 cm)

15-Gallon: 20.5 OD x 25.3 in. (52.1 OD x 64.1 cm)

30-Gallon: 20.5 OD x 37.5 in. (52.1 OD x 95.3 cm)

## TANKS

DESCRIPTION	WORKS WITH	ITEM NUMBER
7.5-Gallon, UV Gray	45, 85, S30, S40, S3V, S4V, S34, S44, S3P, S4M All Econ* pumps excluding E10T01, E20T01	STS7GC
7.5-Gallon, White		STS7NC
15-Gallon, UV Gray		STS15GC
15-Gallon, White		STS15NC
30-Gallon, UV Gray		STS30GC
30-Gallon, White		STS30NC

\* Econ Mounting Kit **EC303** required and sold separately on page 70.

# TANK SYSTEM

## Pump and Tank Pre-Assembled System



**7.5-Gallon (28.4 Liters)**



**15-Gallon (56.8 Liters)**



**30-Gallon (113.6 Liters)**

### Materials of Construction

**Tank** Polyethylene

**Lid with child resistant lock** Polypropylene

**Grommets** Viton

**Screws** Stainless steel

### Agency Listings



### How It Works

Tank Systems include the pump, tank and accessories. Most Tank Systems are shipped pre-assembled to save time on installation. Larger pumps are boxed separately within the tank box.

Go to the specific pump page in this catalog to see if your pump selection is available as a Tank System.

### Features

- Pump is vertically mounted for solution containment
- Child resistant lid
- Polyethylene construction is lightweight and rugged
- UV resistant gray or translucent white



Rain Roof (Classic Series only)

Vertical mount over containment basin

Child Resistant Lid

Level Indicators

### Weights and Dimensions

Tank Size	Shipping Weight			Box Dimensions
	Pump Prefix 45M, 85M, S30, S40	Pump Prefix 45MP, 85MP	All Econs excluding pump prefix E10T01, E20T01	
<b>7.5-Gallon</b>	24 lbs (10.9 kg)	23 lbs (10.4 kg)	19 lbs (8.6 kg)	23 x 23 x 21 in. (58 x 58 x 54 cm)
<b>15-Gallon</b>	27 lbs (12.2 kg)	26 lbs (11.8 kg)	22 lbs (10.0 kg)	23 x 23 x 27 in. (58 x 58 x 66 cm)
<b>30-Gallon</b>	34 lbs (15.4 kg)	32 lbs (14.5 kg)	27 lbs (12.2 kg)	23 x 23 x 39 in. (58 x 58 x 97 cm)

NOTE: Weights are approximate.

### Product Dimensions


7.5-Gallon: 20.5 OD x 19.6 in. (52.1 OD x 49.8 cm)

15-Gallon: 20.5 OD x 25.3 in. (52.1 OD x 64.1 cm)

30-Gallon: 20.5 OD x 37.5 in. (52.1 OD x 95.3 cm)

# PROPORTIONAL INJECTION SYSTEM

Components Mounted to a Panel




Proportional Injection System

## Proportional Metering in a Pre-Assembled System

The Proportional Injection System injects solution in proportion to the system's flow rate based on water volume. The water meter sends a signal to the PCM which actuates the pump. Components are pre-mounted to a heavy duty panel for quick installation and convenient equipment accessibility.

The system is suited for constant pressure (variable speed) well pumps, poultry and livestock houses, irrigation, systems with demand based backup wells and any application with varying flow rates.



## Components

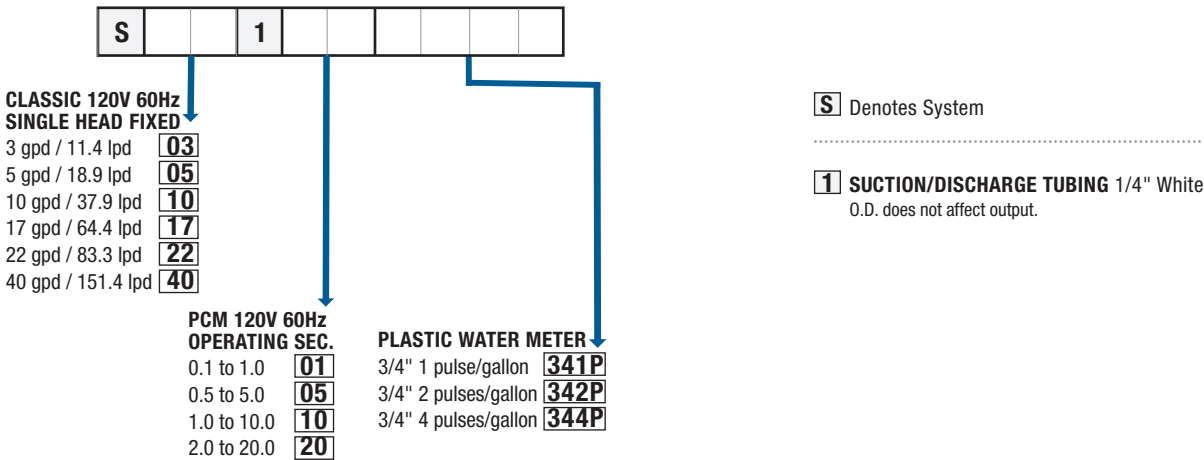
- 1 Classic Series Single Head Fixed Output Pump
- 2 PCM
- 3 Plastic 3/4" dry contact water meter, certified by the Water Quality Association to ANSI/NSF 372, low lead
- 4 Flow Indicator to confirm pump is operating
- 5 Filter with 30 and 100 mesh screens
- 6 Unions for easy installation and removal
- 7 Cabinet keeps cords and wires contained
- 8 Heavy duty panel and wall mounting bracket

# PROPORTIONAL INJECTION SYSTEM MODELS

## Weights and Dimensions

**Shipping Weight** 29 lbs (13.2 kg)  
**Box Dimensions** 36 x 23 x 12 in. (91 x 59 x 29 cm)

## PROPORTIONAL INJECTION SYSTEM Build Item Number



### Specifications

**Flow Rate Output Control** Water meter and PCM  
**Voltage** 120V 60Hz

### Materials of Construction

**Panel & Panel Fittings** Polyethylene  
**Mounting Hardware** Stainless steel  
**Piping and Associated Fittings** PVC  
**Water Meter** Plastic lead free (certified with WQA/ANSI-372)  
**Filter** PVC with polycarbonate cover and two polyester screens 30 and 100 mesh  
NOTE: PVC connections are socket weld union 3/4" connections. Two 1" to 3/4" reducer couplings are included in the accessory kit to allow unit to adapt to 1" piping systems.



## Specifications

**Timer** Microcontroller with triac output

**Turndown Ratio** 10:1

**Input Signal** Non-voltage dry contact water meter

**Reset Time** Immediate

**Minimum Signal Durations** 10 milliseconds

**Input Electrical** 120V 60Hz

**No Load Current** 0.45mA AC maximum

**Output Electrical**

Maximum device load, 1.8 amp at 120V

## Materials of Construction


**Housings** Polycarbonate

## Agency Listings



## How It Works

The PCM is a time adjustable controller utilized with the Classic Series Single Head Fixed Output Pump and a pulsing dry contact water meter for applications requiring proportional injection. The water meter sends a signal to the PCM and the PCM actuates the pump to deliver the desired dose based on water volume. The PCM is a component in Stenner's Proportional Injection System.

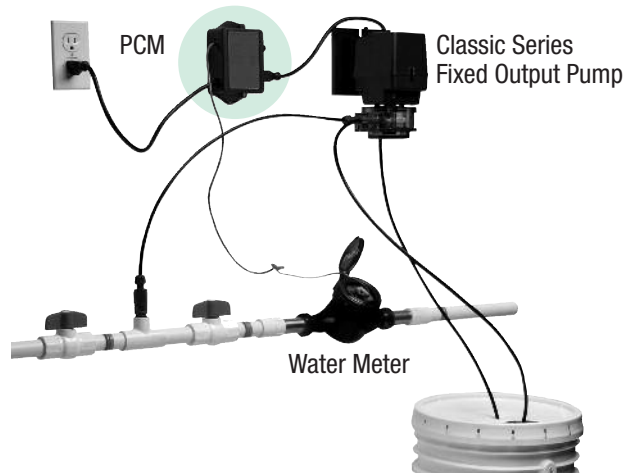


## Features

- Chemical resistant ABS plastic housing
- On-time duration set with knob adjustment with locking feature
- 10' power cord and jacketed signal input cable

## Do It Yourself Proportional Feed

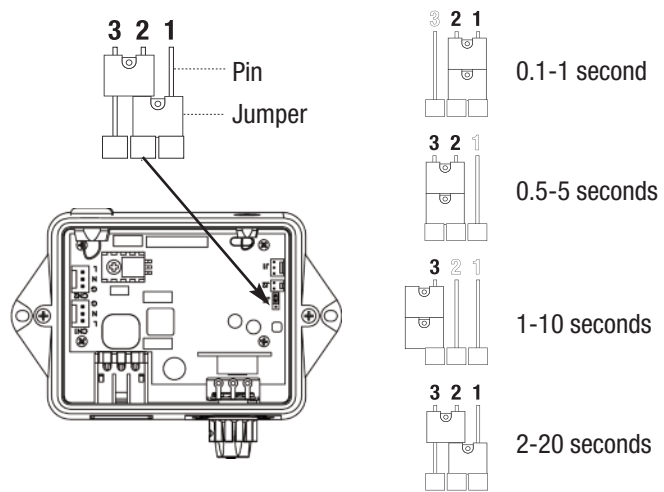
Purchase a Classic Series Single Head Fixed Output Pump, a PCM and water meter to create your own proportional feed installation.





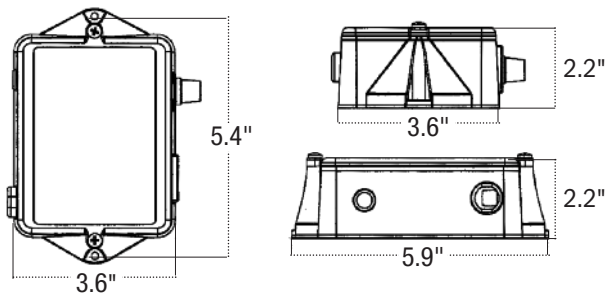
Operating Ranges are Interchangeable within Models

The PCM's operating range can be converted by changing the position of the jumpers on the circuit board so another model doesn't have to be purchased.



Weights and Dimensions

**Shipping Weight** 2.1 lbs (1 kg)  
**Box Dimensions** 9 x 9 x 7 in. (23 x 23 x 18 cm)  
**Product Dimensions**



PCM	
OPERATING RANGE	ITEM NUMBER
0.1 to 1.0 Second	PCM1
0.5 to 5.0 Seconds	PCM5
1.0 to 10.0 Seconds	PCM10
2.0 to 20.0 Seconds	PCM20

WATER METER

Plastic | Dry Contact | Reed Switch



Plastic Water Meter

Flow Rates\*

SIZE	FLOW RATE GPM	PULSES PER GALLON			
3/4"	0.25 to 22.0	1	2	4	10
1"	0.75 to 50.0	1	2	4	10
1 1/2"	2.0 to 100.0	1	2	4	n/a

\* Continuous Flow: The meter size should be selected based upon continuous flow, gpm, as opposed to pipe size.

Specifications

- Accuracy ±2% when operating between minimum and maximum flow range
- Temperature Range 35-122°F (1.7-50°C)
- Pressure Ratings 15-100 psi (1.0-6.9 bar)
- Maximum Current 20mA
- Maximum Voltage 24VAC; 24VDC
- Sensor Reed switch
- Cable Length 6 ft (1.8 m)

Materials of Construction

- Body\*\* Engineered reinforced plastic (nylon)
- Internal Engineered thermoplastic
- Magnet Alnico

\*\* 1 1/2" meter may include plastic or lead free stainless steel couplings.

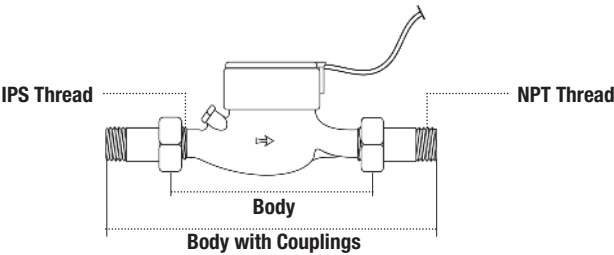
How It Works

The plastic water meter doesn't require power and utilizes a reed switch to provide a pulsing dry contact signal. The meter is certified by IAPMO to ANSI/NSF 372, low lead.

The 3/4" or 1" meter is included with the Econ Meter Systems. The 3/4" meter is included with the Proportional Injection System. Purchase the meter and other components separately to create your own proportional feed installation.

Weights and Dimensions

Size	Shipping Weight	Body	Body with Couplings	IPS Thread	NPT Thread
3/4"	2.2 lbs (0.9 kg)	7.5" (19.1 cm)	11.5" (29.2 cm)	1"	0.75"
1"	2.8 lbs (1.4 kg)	10.25" (26.0 cm)	15.25" (38.7 cm)	1.25"	1"
1 1/2"	5.7 lbs (2.7 kg)	9.63" (24.4 cm)	14.75" (37.5 cm)	2"	1.5"



PLASTIC WATER METER

SIZE	PULSES PER GALLON	ITEM NUMBER
3/4"	1 pulse/gallon	JLP0750-1PPG
3/4"	2 pulses/gallon	JLP0750-2PPG
3/4"	4 pulses/gallon	JLP0750-4PPG
3/4"	10 pulses/gallon	JLP0750-10PPG
1"	1 pulse/gallon	JLP1000-1PPG
1"	2 pulses/gallon	JLP1000-2PPG
1"	4 pulses/gallon	JLP1000-4PPG
1"	10 pulses/gallon	JLP1000-10PPG
1 1/2"	1 pulse/gallon	JLP1500-1PPG
1 1/2"	2 pulses/gallon	JLP1500-2PPG
1 1/2"	4 pulses/gallon	JLP1500-4PPG

# WATER METER

Stainless Steel | Dry Contact | Reed Switch



Stainless Steel Water Meter

## Flow Rates

**Continuous Flow\*** 80 gallons per minute

**Flow Range** 2-160 gallons per minute

**Pulses per Gallon** 1, 2, 4

\* The size of the meter should be based upon continuous flow and gallons per minute as opposed to pipe size.

## Specifications

**Accuracy**  $\pm 1.5\%$  of maximum flow when operating between minimum and maximum flow range

**Maximum Operating Pressure** 150 psi (10.3 bar)

**pH Level Range** 6.5-8.0

**Temperature Range** 35-122°F (1.7-50°C)

Protect the meter from freezing

**Maximum Current** 20mA

**Maximum Voltage** 24VAC; 24VDC

**Sensor** Reed switch, dry contact type, normally open

**Cable Length** 6 ft (1.8 m)

**Register** US gallons

## Materials of Construction

**Body** Stainless steel

**Internal** Engineered thermoplastic

**Magnet** Alnico

## How It Works

The stainless steel water meter doesn't require power and utilizes a reed switch to provide a pulsing dry contact signal. The meter is certified by IAPMO to ANSI/NSF 372, low lead.

Purchase the meter and other components separately to create your own proportional feed installation.

## Weights and Dimensions

**Shipping Weight** 12 lbs (5.4 kg)

**Box Dimensions** 13 x 10 x 9 in. (33 x 25 x 23 cm)

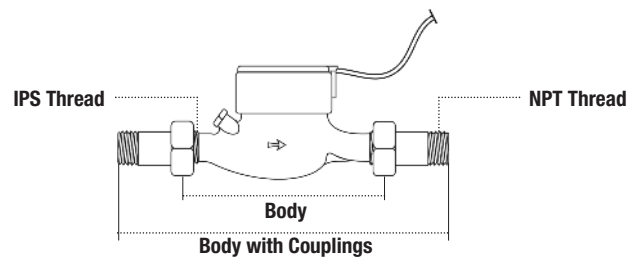
### Product Dimensions

Body: 11.9 in. (30.1 cm)

Body with Couplings: 17.5 in. (44.5 cm)

IPS Thread: 2.5 in. (6.4 cm)

NPT Thread: 2.0 in. (5.1 cm)



## STAINLESS STEEL WATER METER

SIZE	PULSE PER GALLON	ITEM NUMBER
2"	1 pulse/gallon	SSMRS20-1PPG
2"	2 pulses/gallon	SSMRS20-2PPG
2"	4 pulses/gallon	SSMRS20-4PPG

NOTE: Two week lead time for non-stocked meters. Contact factory to confirm availability.

# VPD WATER METER

Vertical Positive Displacement | Ideal for Minimal Water Flow



VPD Water Meter

## Flow Rates

**Continuous Flow\*** 16 gallons per minute

**Flow Range** 0.1-22 gallons per minute

\* The size of the meter should be based upon continuous flow and gallons per minute as opposed to pipe size.

## Specifications

**Accuracy**  $\pm 2\%$  of maximum flow when operating between minimum and maximum flow range

**Maximum Operating Pressure** 150 psi (10.3 bar)

**Temperature Range** 35-122°F (1.7-50°C)

Protect the meter from freezing

**Maximum Current** 20mA

**Maximum Voltage** 24VAC; 24VDC

**Sensor** Reed switch, dry contact type, normally open

**Cable Length** 6 ft (1.8 m)

**Register** US gallons or liters

## Materials of Construction

**Body** Engineered reinforced plastic (nylon)

**Internal** Engineered thermoplastic

## How It Works

The VPD Water Meter is a vertical positive displacement meter with an oscillating piston. The water meter doesn't require power and utilizes a reed switch to provide a pulsing dry contact signal. Although designed for vertical installation, the meter can be installed horizontally or on an incline, provided the meter remains full of water. The meter has a built-in back flow preventer and is housed in an engineered plastic with a corrosion resistant liquid-sealed register for easy reading.

The VPD Water Meter registers flow rates from 0.1 to 22 gallons per minute. It is ideal for applications with minimal water flow such as early stage poultry flocks and swine nurseries.

## Weights and Dimensions

**Shipping Weight** 1.8 lbs (0.8 kg)

**Box Dimensions** 13 x 10 x 9 in. (33 x 25 x 23 cm)

### Product Dimensions

Body: 6.5 in. (16.51 cm)

Body with Couplings: 10.5 in. (26.67 cm)

IPS Thread: 1.0 in. (2.54 cm)

NPT Thread: 0.75 in. (1.9 cm)


## VERTICAL POSITIVE DISPLACEMENT WATER METER

SIZE	PULSE PER GALLON	ITEM NUMBER
3/4"	1 pulse/gallon	VPD0750-1PPG
3/4"	1 pulse/liter	VPD0750-1PPL

NOTE: Two week lead time for non-stocked meters. Contact factory to confirm availability.

# FLOW SWITCH

Dry Contact | PVC or Copper Styles



## Specifications

**Switching Function** Contact closes at increasing flow, opens at decreasing flow

**Pressure Rating** Maximum 145 psi\*

**Medium Temperature** Maximum +212°F (+100°C)\*

**Ambient Temperature** Maximum +158°F (+70°C)\*

**Protection Class** IP65

**Switching Current** Maximum 1A

**Switching Voltage** Maximum 230VAC; 48VDC

**Switching Capacity** Maximum 26VA, 20W

## Materials of Construction

**Body/Paddle System** PPO Noryl GFN3

### Adapter

PVC: Glue-in

Copper: Brass, soldering

**Gasket** EPDM

**Magnet** Hard Ferrite

**Cable** PVC

## Agency Listings

- cETLus Component Recognized
- UL 508
- UL 353
- CSA C22.2#14-05
- Water Regulations Advisory Scheme

\* Values for flow switch, observe maximum values of PVC slip fit tee or maximum values of copper pipe.

## How It Works

In residential or light commercial applications, water treatment professionals can use a metering pump activated by a flow switch for applications such as disinfection, oxidation or pH adjustment. Stenner offers a dry contact, 2-wire flow switch for a PVC tee or copper pipe. Both are a paddle style with glass fiber reinforced plastic construction. The design uses a magnetic force to reset the paddle to eliminate spring fatigue. Stenner's Econ FP or Econ Integrator™ pumps are designed to interface with a two wire flow switch that accepts a dry contact.

## Features

The flow switch for PVC includes a glue-in adapter for easy mounting to a standard PVC slip fit tee. The flow switch for copper has an adapter for soldering to copper pipe. A wiring harness is included with the Econ FP and the Econ Integrator™ for an easy connection to the dry contact flow switch.

The nominal activation points are based on installation into a Spears 3/4" or 1" schedule 80 PVC tee, or an industry standard, smooth 3/4" or 1" copper pipe. The activation points are 1.2 gallons per minute for the 3/4" and 1.9 gallons per minute for the 1" flow switch.

## FLOW SWITCH

DESCRIPTION	ITEM NUMBER
3/4" for PVC pipe	EC500
1" for PVC pipe	EC501
3/4" for copper pipe	EC50C
1" for copper pipe	EC51C

# PUMP TUBES

Refer the FLOW **RATE OUTPUTS** chart to match the pump with the correct tube



DESCRIPTION	UM	Insert tube # for □		WORKS WITH
		PART NUMBER	Europe 6 mm	
Santoprene® tube #1, 2, 3, 4, 5	2-PK	UCCP20□	UCCP2□CE	45, 85, 100, 170, S30, S34, S3V
	5-PK	MCCP20□	MCCP2□CE	
Santoprene® tube #1, 2 & duckbill	2-PK	UCCP□FD	UC□FDCE	45, 85, 100, 170, S30, S34, S3P, S3V
Santoprene® tube #5G	2-PK	S5005G-2		S50, S54, S5V
	5-PK	S5005G-5		
Versilon® tube #5G	2-PK	S50V5G-2		S50, S54, S5V
	5-PK	S50V5G-5		
Santoprene® tube #5X	2-PK	S4005X-2		S40, S44, S4V
	5-PK	S4005X-5		
Santoprene® tube #6	2-PK	UCCP206	UCCP26CE	S3P
	5-PK	MCCP206	MCCP26CE	
Santoprene® tube #6 & duckbill	2-PK	UCCP6FD	UC6FDCE	S3P
Santoprene® tube #7	2-PK	UCCP207	UCCP27CE	45, 85, S30, S34, S3V
	5-PK	MCCP207	MCCP27CE	
Santoprene® tube #7 & duckbill	2-PK	UCCP7FD	UC7FDCE	45, 85, S30, S34, S3V
Santoprene® tube #7G	2-PK	S5007G-2		S50, S54, S5V
	5-PK	S5007G-5		
Santoprene® tube #7X	2-PK	S4007X-2		S40, S44, S4V
	5-PK	S4007X-5		
Santoprene® tube #8X	2-PK	S4008X-2		S4M
	5-PK	S4008X-5		
Versilon® tube #1, 2, 3, 4, 5	2-PK	UCTYG0□	UCTY□CE	45, 85, 100, 170, S30, S34, S3V
	5-PK	MCTYG0□	MCTY□CE	
Versilon® tube #1, 2 & Pellethane® duckbill	2-PK	UCTY□FD	UCTY□DCE	45, 85, 100, 170, S30, S34, S3V



DESCRIPTION	UM	Insert tube letter for □		WORKS WITH
		PART NUMBER	Europe 6 mm	
Santoprene® tube A, B, C	2-PK	EC30□-2	EC30□CE-2	Econ white roller assembly
	5-PK	EC30□-5	EC30□CE-5	
Santoprene® tube F, G, H, J, M & duckbill	2-PK	EC30□-2	EC30□CE-2	G, H & J Econ black roller assembly F & M Econ white roller assembly
	5-PK	EC30□-5	EC30□CE-5	
FKM tube C3	2-PK	EC3C3-2	EC3C3CE-2	Econ black roller assembly for E20T_C3 Econ blue roller assembly for E10T01, E20T01
	5-PK	EC3C3-5	EC3C3CE-5	
Silicone tube C4	2-PK	EC3C4-2	EC3C4CE-2	Econ blue roller assembly
	5-PK	EC3C4-5	EC3C4CE-5	



# PUMP HEADS

Pump Heads: **QP, S3QP, S4QP** have latches | **S4, S5** have thumb screws

NOTE: S4QP Pump Head is discontinued, parts still available, contact factory.

## 25 psi (1.7 bar) max.

DESCRIPTION	UM	Insert tube # for □ PART NUMBER	Europe 6 mm	WORKS WITH
QP Pump Head with Santoprene® tube #1, 2, 3, 4, 5, ferrules 1/4" or 6 mm Europe	EA	QP25□-1	QP17□-1	45, 85, 100, 170
	2-PK	QP25□-2	QP17□-2	
QP Pump Head with Versilon® tube #1, 2, 3, 4, 5, ferrules 1/4" or 6 mm Europe	EA	QP25T□-1	QP17T□-1	45, 85, 100, 170
Innermost QP Pump Head with Santoprene® tube #1, 2, 3, 4, 5, ferrules 1/4" or 6 mm Europe	EA	QPA25□-1	QPA17□-1	100, 170
	2-PK	QPA25□-2	QPA17□-2	
S3QP Pump Head with Santoprene® tube #3, 4, 5, ferrules 1/4" or 6 mm Europe	EA	S310□-1	S315□-1	S30, S34, S3V
	2-PK	S310□-2	S315□-2	
S3QP Pump Head with Versilon® tube #3, 4, 5, ferrules 1/4" or 6 mm Europe	EA	S320□-1	S325□-1	S30, S34, S3V
S4 Pump Head with Santoprene® tube #5X	EA	S41B5X-1		S40, S44, S4V
	2-PK	S41B5X-2		
S5 Pump Head with Santoprene® tube #5G	EA	S5105G-1		S50, S54, S5V
	2-PK	S5105G-2		
S5 Pump Head with Versilon® tube #5G	EA	S51V5G-1		S50, S54, S5V
	2-PK	S51V5G-2		

## 60 psi (4.1 bar) max.

DESCRIPTION	UM	PART NUMBER	WORKS WITH
S4 Pump Head with Santoprene® tube #8X	EA	S41B8X-1	S4M
	2-PK	S41B8X-2	

## 100 psi (6.9 bar) max.

DESCRIPTION	UM	Insert tube # for □ PART NUMBER	Europe 6 mm	WORKS WITH
QP Pump Head with Santoprene® tube #1, 2 & duckbill, ferrules 1/4" or 6 mm Europe	EA	QP10□-1	QP69□-1	45, 85, 100, 170
QP Pump Head with Santoprene® tube #7 & duckbill, ferrules 1/4" or 6 mm Europe	EA	QP107-1	QP697-1	45, 85
QP Pump Head with Versilon® tube #1, 2 & Pellethane® duckbill, ferrules 1/4" or 6 mm Europe	EA	QP10T□-1	QP69T□-1	45, 85, 100, 170
Innermost QP Pump Head with Santoprene® tube #1, 2 & duckbill, ferrules 1/4" or 6 mm Europe	EA	QPA10□-1	QPA69□-1	100, 170
	2-PK	QPA10□-2	QPA69□-2	
Innermost QP Pump Head with Versilon® tube #1, 2 & Pellethane® duckbill, ferrules 1/4" or 6 mm Europe	EA	QPA10T□-1	QPA69T□-1	100, 170
S3QP Pump Head with Santoprene® tube #1, 2 & duckbill, ferrules 1/4" or 6 mm Europe	EA	S310□-1	S315□-1	S30, S34, S3V, S3P
	2-PK	S310□-2	S315□-2	
S3QP Pump Head with Versilon® tube #1, 2 & Pellethane® duckbill, ferrules 1/4" or 6 mm Europe	EA	S320□-1	S325□-1	S30, S34, S3V
S3QP Pump Head with Santoprene® tube #6 & duckbill, ferrules 1/4" or 6 mm Europe	EA	S3106-1	S3156-1	S3P
	2-PK	S3106-2	S3156-2	
S3QP Pump Head with Santoprene® tube #7 & duckbill, ferrules 1/4" or 6 mm Europe	EA	S3107-1	S3157-1	S30, S34, S3V
	2-PK	S3107-2	S3157-2	
S4 Pump Head with Santoprene® tube #7X	EA	S41B7X-1		S40, S44, S4V
	2-PK	S41B7X-2		
S5 Pump Head with Santoprene® tube #7G	EA	S5107G-1		S50, S54, S5V
	2-PK	S5107G-2		

## CONVERSION KIT S4QP Pump Head to S4 Pump Head Includes pump head, tube, transition sleeve, tube pull & holder

DESCRIPTION	UM	Insert tube # for □ PART NUMBER	WORKS WITH
S4QP to S4 Conversion Kit with Santoprene® tube #5X or 7X	KIT	S4□KIT	S40, S44, S4V

Note: S4QP discontinued contact factory

# PUMP HEAD PARTS

Pump Heads: **QP, S3QP, S4QP** have latches | **S4, S5** have thumb screws  
NOTE: S4QP Pump Head is discontinued, parts still available, contact factory.

## INNERMOST PUMP HEAD PARTS Classic Series Double Head Pumps

DESCRIPTION	UM	PART NUMBER	WORKS WITH
Innermost QP Tube Housing Cover	EA	QP10A-1	100, 170
	2-PK	QP10A-2	
Innermost QP Roller Assembly	EA	QP50A-1	100, 170

## PUMP HEAD PARTS

DESCRIPTION	UM	PART NUMBER	WORKS WITH
QP Tube Housing with plastic latches	EA	QP400-1	45, 85, 100, 170
	2-PK	QP400-2	
QP Tube Housing Cover	EA	QP100-1	45, 85, 100, 170
	4-PK	QP100-4	
QP Roller Assembly	EA	QP500-1	45, 85, 100, 170
	4-PK	QP500-4	
S3QP Tube Housing with plastic latches	EA	S3400-1	S30, S3V, S34, S3P
	2-PK	S3400-2	
S3QP Tube Housing Cover	EA	S3600-1	S30, S3V, S34, S3P
	4-PK	S3600-4	
S3QP Roller Assembly	EA	S3500-1	S30, S3V, S34, S3P
	4-PK	S3500-4	
S4 Tube Housing	EA	S44B0-1	S40, S44, S4M, S4V
	2-PK	S44B0-2	
S4 Tube Housing Cover	EA	S46B0-1	S40, S44, S4M, S4V
	4-PK	S46B0-4	
S4 Roller Assembly	EA	S45B0-1	S40, S44, S4M, S4V
	4-PK	S45B0-4	
S4 Pump Head Support	EA	S40B3-1	S40, S44, S4M, S4V
S5 Tube Housing	EA	S5400-1	S50, S54, S5V
	2-PK	S5400-2	
S5 Tube Housing Cover	EA	S5600-1	S50, S54, S5V
	4-PK	S5600-4	
S5 Roller Assembly	EA	S5500-1	S50, S54, S5V
	4-PK	S5500-4	
S5 Pump Head Support	EA	S5003-1	S50, S54, S5V
Transition Sleeve	EA	S5002-1	S40, S44, S4M, S4V, S50, S54, S5V
Thumb Screws	4-PK	S5001-4	S40, S44, S4M, S4V, S50, S54, S5V
Tube Pull	EA	S6063-1	S40, S44, S4M, S4V, S50, S54, S5V
Latches, plastic	2-PK	QP401-2	45, 85, 100, 170, S30, S3V, S34, S3P

## PUMP HEAD PARTS Econ Pump Line

DESCRIPTION	UM	PART NUMBER	WORKS WITH
Roller assembly, white	EA	EC350	Santoprene® tube A, B, C, F, M
Roller assembly, black	EA	EC351	Santoprene® tube G, H, J
Roller assembly, blue	EA	EC352	FKM tube C3, Silicone tube C4
Pump Head Cover	EA	EC355	All Econ pumps

# PUMP HEAD SERVICE KITS

Pump Heads: **QP, S3QP, S4QP** have latches | **S4, S5** have thumb screws  
NOTE: S4QP Pump Head is discontinued, parts still available, contact factory.



## Pump Head Service Kit Contents

**QP, S3QP** Tube, Roller Assembly, Nuts, Ferrules, Latches, (Duckbill where noted)

**S4, S5** Tube, Roller Assembly, Nuts, Thumb Screws, Support

### 25 psi (1.7 bar) max.

DESCRIPTION	UM	Insert tube # for □		WORKS WITH
		PART NUMBER	Europe 6 mm	
QP Pump Head Service Kit with Santoprene® tube #1, 2, 3, 4, 5	KIT	QP25□K	QP17□K	45, 85, 100, 170
QP Pump Head Service Kit with Versilon® tube #1, 2, 3, 4, 5	KIT	QP25T□K	QP17T□K	45, 85, 100, 170
S3QP Pump Head Service Kit with Santoprene® tube #3, 4, 5	KIT	S310□K	S311□K	S30, S34, S3V
S3QP Pump Head Service Kit with Versilon® tube #3, 4, 5	KIT	S320□K	S321□K	S30, S34, S3V
S4 Pump Head Service Kit with Santoprene® tube #5X	KIT	S41B5XK		S40, S44, S4V
S5 Pump Head Service Kit with Santoprene® tube #5G	KIT	S5105GK		S50, S54, S5V
S5 Pump Head Service Kit with Versilon® tube #5G	KIT	S51V5GK		S50, S54, S5V

### 60 psi (4.1 bar) max.

DESCRIPTION	UM	PART NUMBER	WORKS WITH
S4 Pump Head Service Kit with Santoprene® tube #8X	KIT	S41B8X	S4M

### 100 psi (6.9 bar) max.

DESCRIPTION	UM	Insert tube # for □		WORKS WITH
		PART NUMBER	Europe 6 mm	
QP Pump Head Service Kit with Santoprene® tube #1, 2 & duckbill	KIT	QP10□K	QP69□K	45, 85, 100, 170
QP Pump Head Service Kit with Santoprene® tube #7 & duckbill	KIT	QP107K	QP697K	45, 85
QP Pump Head Service Kit with Versilon® tube #1, 2 & Pellethane® duckbill	KIT	QP10T□K	QP69T□K	45, 85, 100, 170
S3QP Pump Head Service Kit with Santoprene® tube #1, 2 & duckbill	KIT	S310□K	S311□K	S30, S34, S3V, S3P
S3QP Pump Head Service Kit with Versilon® tube #1, 2 & Pellethane® duckbill	KIT	S320□K	S321□K	S30, S34, S3V
S3QP Pump Head Service Kit with Santoprene® tube #6 & duckbill	KIT	S3106K	S3116K	S3P
S3QP Pump Head Service Kit with Santoprene® tube #7 & duckbill	KIT	S3107K	S3117K	S30, S34, S3V
S4 Pump Head Service Kit with Santoprene® tube #7X	KIT	S41B7XK		S40, S44, S4V
S5 Pump Head Service Kit with Santoprene® tube #7G	KIT	S5107GK		S50, S54, S5V

NOTE: Refer to Chemical Guide for material compatibility.

# INJECTION FITTINGS and CHECK VALVES



1/4" Injection Fitting with Nut & Ferrule



1/4" Duckbill Check Valve



3/8" Ball Check Valve

## INJECTION FITTINGS 25 psi (1.7 bar) max.

DESCRIPTION	UM	PART NUMBER	Europe 6 mm	WORKS WITH
1/4" Injection Fitting with nut & ferrule	EA	UCAK300		All pumps excluding S40, S4V, S44, S4M, S50, S54, S5V
	5-PK	MCAK300		
3/8" Injection Fitting with nut	EA	UCAK400		All pumps excluding S40, S4V, S44, S4M, S50, S54, S5V
6 mm Injection Fitting with nut & ferrule	EA		UCAK3CE	All pumps excluding S40, S4V, S44, S4M, S50, S54, S5V

## DUCKBILL CHECK VALVE & PARTS 100 psi (6.9 bar) max.

DESCRIPTION	UM	PART NUMBER	Europe 6 mm	WORKS WITH
Santoprene® Duckbill 1/4" Check Valve with nut & ferrule	EA	UCDBINJ		All pumps excluding S40, S4V, S44, S4M, S50, S54, S5V
	5-PK	MCDBINJ		
Santoprene® Duckbill 3/8" Check Valve with nut	EA	UCINJ38		All pumps excluding S40, S4V, S44, S4M, S50, S54, S5V
	5-PK	MCINJ38		
Santoprene® Duckbill 6 mm Check Valve with nut & ferrule	EA		UCINJCE	All pumps excluding S40, S4V, S44, S4M, S50, S54, S5V
	5-PK		MCINJCE	
Santoprene® Duckbill	2-PK	UCCVDB0		Santoprene® Duckbill Check Valve
	5-PK	MCCVDB0		
Santoprene® O-Ring	EA	CVIJOR		Ball Check Valve or Santoprene® Duckbill Check Valve
Pellethane® Duckbill 1/4" Check Valve with nut & ferrule	EA	UCTYINJ		All pumps excluding S40, S4V, S44, S4M, S50, S54, S5V
	5-PK	MCTYINJ		
Pellethane® Duckbill 3/8" Check Valve with nut	EA	UCTYIJ38		All pumps excluding S40, S4V, S44, S4M, S50, S54, S5V
	5-PK	MCTYIJ38		
Pellethane® Duckbill 6 mm Check Valve with nut & ferrule	EA		UCTINJCE	All pumps excluding S40, S4V, S44, S4M, S50, S54, S5V
	5-PK		MCTINJCE	
Pellethane® Duckbill	2-PK	UCTYDB2		Pellethane® Duckbill Check Valve
	5-PK	MCTYDB5		
Pellethane® O-Ring	EA	TVIJOR		Pellethane® Duckbill Check Valve
FKM Duckbill 1/4" Check Valve with nut & ferrule	EA	UCKMINJ		All pumps excluding S40, S4V, S44, S4M, S50, S54, S5V
	5-PK	MCKMINJ		
FKM Duckbill 3/8" Check Valve with nut	EA	UCKMI38		All pumps excluding S40, S4V, S44, S4M, S50, S54, S5V
	5-PK	MCKMI38		
FKM Duckbill 6 mm Check Valve with nut & ferrule	EA		UCKMJCE	All pumps excluding S40, S4V, S44, S4M, S50, S54, S5V
	5-PK		MCKMJCE	
FKM Duckbill & O-Ring	2-PK	UCKMDB0		FKM Duckbill Check Valve
	5-PK	MCKMDB0		

## BALL CHECK VALVE & PARTS 100 psi (6.9 bar) max.

DESCRIPTION	UM	PART NUMBER	WORKS WITH
1/4" Ball Check Valve with tantalum spring, ceramic ball, FKM seat & o-ring, nut & ferrule	EA	BC014-1	All Pumps excluding S40, S4V, S44, S4M, S50, S54, S5V
1/4" Ball Check Valve with stainless steel spring, ceramic ball, EPDM seat, Santoprene® o-ring, nut & ferrule	EA	BC214-1	All Pumps excluding S40, S4V, S44, S4M, S50, S54, S5V
3/8" Ball Check Valve with tantalum spring, ceramic ball, FKM seat & o-ring, nut	EA	BC038-1	All Pumps
3/8" Ball Check Valve with stainless steel spring, ceramic ball, EPDM seat, Santoprene® o-ring, nut	EA	BC238-1	All Pumps
Tantalum spring, ceramic ball, FKM seat & o-ring	2-PK	BC100-2	Ball Check Valve
Stainless steel spring, ceramic ball, EPDM seat, Santoprene® o-ring	2-PK	BC102-2	Ball Check Valve

NOTE: Refer to Chemical Guide for material compatibility.

# MISCELLANEOUS PARTS



Connecting Nut 1/4"



Connecting Nut 3/8" with Adapter



Ferrule 1/4"



Weighted Suction Line Strainer



Flow Indicator

## MISCELLANEOUS PARTS

DESCRIPTION	UM	PART NUMBER	Europe 6 mm	WORKS WITH
1/4" Connecting Nuts	10-PK	UCAK100		Any pump using 1/4" or 6 mm connections
	24-PK	MCAK100		
1/4" Ferrules	10-PK	UCAK200		Any pump using 1/4" or 6 mm connections
	24-PK	MCAK200		
1/4" Weighted Suction Line Strainer	EA	ST114		Any pump using 1/4" or 6 mm connections
1/4" Flow Indicator with bracket	EA	AK600		Any pump using 1/4" connections
3/8" Connecting Nuts	EA	MANUT00		Any pump using 3/8" connections
3/8" Connecting Nuts with adapter	2-PK	UCADPTR		Any pump using 3/8" connections excluding S40, S4V, S44, S4M, S50, S54, S5V
	5-PK	MCADPTR		
3/8" Weighted Suction Line Strainer	EA	ST138		Any pump using 3/8" connections
3/8" Flow Indicator with bracket	EA	AK700		Any pump using 3/8" connections excluding S50, S54, S5V
6 mm Connecting Nuts	10-PK		UCAK100	Any pump using 1/4" or 6 mm connections
	24-PK		MCAK100	
6 mm Ferrules	10-PK		UCAK2CE	Any pump using 1/4" or 6 mm connections
	24-PK		MCAK2CE	
6 mm Weighted Suction Line Strainer	EA		ST114	Any pump using 1/4" or 6 mm connections
6 mm Flow Indicator with bracket	EA		AK800	Any pump using 6 mm connections
Flow Indicator Bracket	EA	AK900	AK900	All Flow Indicators
Filter Assembly	EA	P2000		Proportional Injection System
AquaShield 5.5 oz tube	EA	MAGRE55	MAGRE55	All pumps
Modbus Kit	EA	MOD100	MOD100	S Series pump version 3.02.02 or higher



## SUCTION/ DISCHARGE TUBING

DESCRIPTION	UM	PART NUMBER	Europe 6 mm	WORKS WITH
1/4" UV black 20' Suction/Discharge Tubing	EA	AK4002B		Any pump using 1/4" connections
1/4" UV black 100' Suction/Discharge Tubing	EA	AK4010B		
1/4" UV black 1000' Suction/Discharge Tubing	EA	AK4100B		
1/4" white 20' Suction/Discharge Tubing	EA	AK4002W		
1/4" white 100' Suction/Discharge Tubing	EA	AK4010W		
1/4" white 1000' Suction/Discharge Tubing	EA	AK4100W		
3/8" UV black 20' Suction/Discharge Tubing	EA	MALT02B		Any pump using 3/8" connections
3/8" UV black 100' Suction/Discharge Tubing	EA	MALT10B		
3/8" UV black 1000' Suction/Discharge Tubing	EA	MALTB10		
3/8" white 20' Suction/Discharge Tubing	EA	MALT002		
3/8" white 100' Suction/Discharge Tubing	EA	MALT010		
3/8" white 1000' Suction/Discharge Tubing	EA	MALT100		
6 mm white 20' Suction/Discharge Tubing	EA		AK20W6M	Any pump using 6 mm connections

## WATER METER PARTS

DESCRIPTION	UM	PART NUMBER	WORKS WITH
3/4" Plastic Couplings with gaskets	2-PK	JLP38009P	3/4" Water Meter, plastic
1" Plastic Couplings with gaskets	2-PK	JLP38012P	1" Water Meter, plastic
1/8" Rubber Gaskets	2-PK	JLP38007R	3/4" Water Meter, plastic
1/8" Rubber Gaskets	2-PK	JLP38012R	1" Water Meter, plastic
Single Reed Switch with screw	EA	JLP32RS	1, 4 or 10 PPG Water Meter, plastic or stainless steel
Dual Reed Switch with screw	EA	JLP34RS	2 PPG Water Meter, plastic or stainless steel
VPD Single Reed Switch with screw	EA	VPDA32	VPD Water Meter, 1 PPG, 1 PPL

# MOTORS



Motor Service Kit



Gear Case Service Kit

## MOTORS 60Hz

DESCRIPTION	UM	PART NUMBER	WORKS WITH
Motor 120V 60Hz	EA	PM6041D	45MJ, 100J
Motor 220V 60Hz	EA	PM6042D	45MJ, 100J
Motor 120V 60Hz	EA	PM6081D	85MJ, 170J
Motor 220V 60Hz	EA	PM6082D	85MJ, 170J
Motor 120V 60Hz	EA	ME6041D	45MF
Motor 220V 60Hz	EA	ME6042D	45MF
Motor 120V 60Hz	EA	ME6081D	85MF
Motor 220V 60Hz	EA	ME6082D	85MF
Motor 120V 60Hz	EA	DM6041D	100F
Motor 220V 60Hz	EA	DM6042D	100F
Motor 120V 60Hz	EA	DM6081D	170F
Motor 220V 60Hz	EA	DM6082D	170F

## MOTORS 50Hz INTERNATIONAL

DESCRIPTION	UM	PART NUMBER	WORKS WITH
Motor 230V 50Hz	EA	PM64230	45MJ, 100J
Motor 250V 50Hz	EA	PM6426D	45MJ, 100J
Motor 230V 50Hz	EA	PM68230	85MJ, 170J
Motor 250V 50Hz	EA	PM6826D	85MJ, 170J
Motor 230V 50Hz	EA	ME64230	45MF
Motor 250V 50Hz	EA	ME6426D	45MF
Motor 230V 50Hz	EA	ME68230	85MF
Motor 250V 50Hz	EA	ME6826D	85MF
Motor 230V 50Hz	EA	DM64230	100F
Motor 250V 50Hz	EA	DM64250	100F
Motor 230V 50Hz	EA	DM68230	170F
Motor 250V 50Hz	EA	DM68250	170F

## MOTOR SERVICE KITS

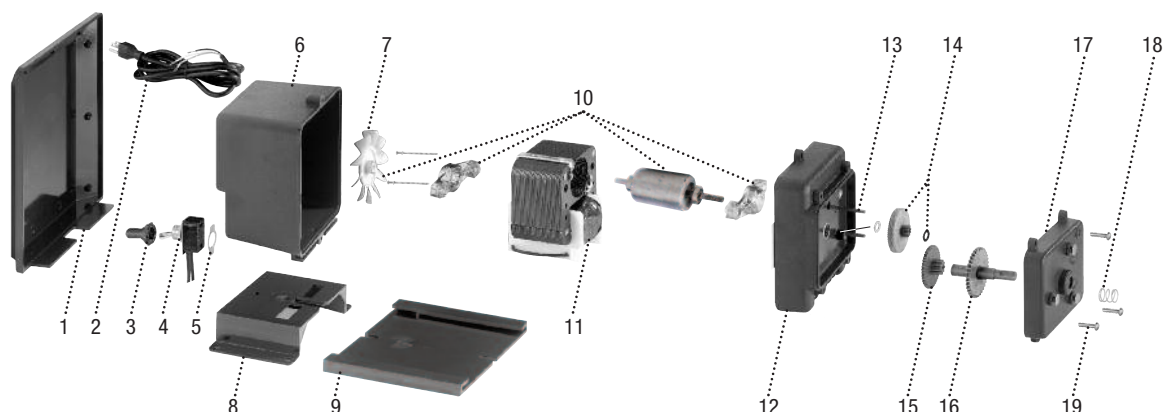
DESCRIPTION	UM	PART NUMBER	WORKS WITH
Motor Service Kit 120V 60Hz	KIT	MSK120	45, 85, 100, 170
Motor Service Kit 220V 60Hz	KIT	MSK220	45, 85, 100, 170

## GEAR CASE SERVICE KITS

DESCRIPTION	UM	PART NUMBER	WORKS WITH
Gear Case Service Kit	KIT	GSK45A	45MJ, 100J
Gear Case Service Kit	KIT	GSK85A	85MJ, 170J
Gear Case Service Kit	KIT	GSK45F	45MF
Gear Case Service Kit	KIT	GSK85F	85MF




# MOTORS



## MOTOR PARTS Classic Series

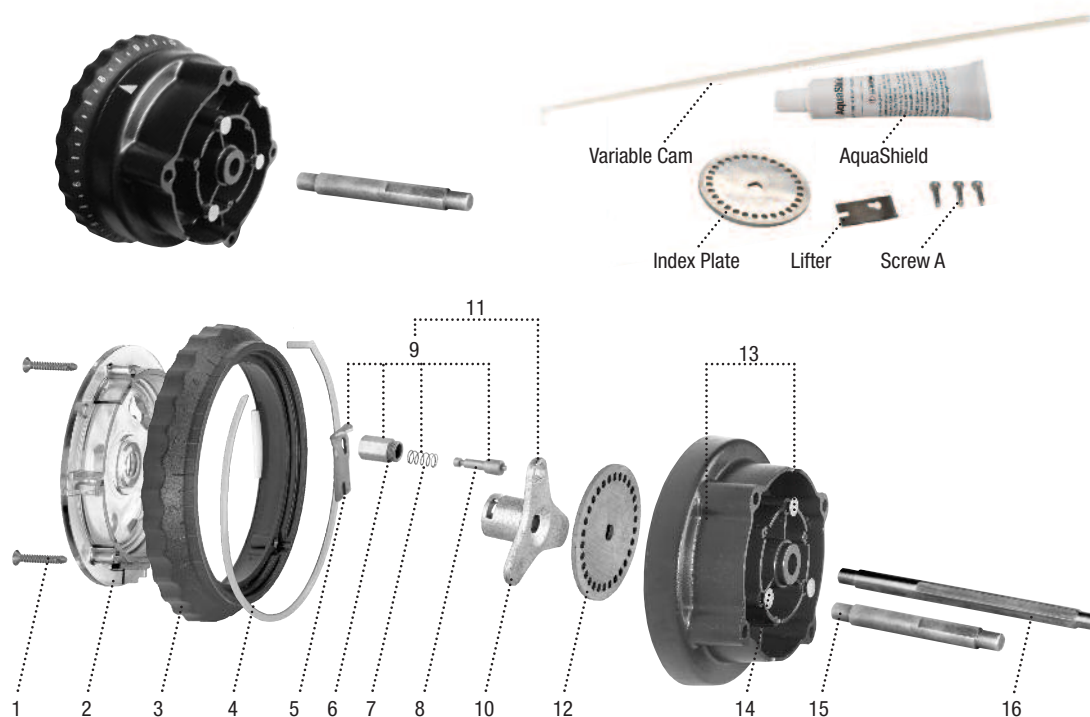
	DESCRIPTION	UM	PART NUMBER	WORKS WITH
1	Rain Roof	EA	MP90000	45, 85, 100, 170
Not shown	Pump Cover	EA	MP90001	45MJ, 85MJ
Not shown	Pump Cover & Rain Roof	EA	MP90002	45MJ, 85MJ
2	Power Cord 120V	EA	MP6B010	45, 85, 100, 170
	Power Cord 220V	EA	MP6B020	45, 85, 100, 170
3	Switch Boot	EA	MP6C000	45, 85, 100, 170
4	Toggle Switch	EA	PM6E000	45, 85, 100, 170
5	On/Off Switch Plate	EA	MP6D000	45, 85, 100, 170
6	Motor Cover with 120V Cord	EA	PM6A0BL	45, 85, 100, 170
	Motor Cover with 220V Cord	EA	PM6A00L	45, 85, 100, 170
7	Motor Fan	EA	PM6F000	45, 85, 100, 170
8	Motor Base	EA	MP70000	45, 85, 100, 170
9	Mounting Bracket	EA	MP80000	45, 85, 100, 170
10	Rotor Assembly with bearings, brackets, tolerance rings & fan	EA	PMBRPL2	45, 85, 100, 170
11	Coil 120V 60Hz	EA	MP6J115	45, 85, 100, 170
	Coil 220V 60Hz	EA	MP6J226	45, 85, 100, 170
	Coil 230-250V 50Hz <i>INTERNATIONAL</i>	EA	MP6J222	45, 85, 100, 170
12	Gear Case with posts	EA	PM6K0BL	45, 85, 100, 170
13	Gear Post	EA	PM6M000	45, 85, 100, 170
14	Phenolic Gear with spacer 26 rpm	EA	MP6N040	45, 100
	Phenolic Gear with spacer 44 rpm	EA	MP6N080	85, 170
15	Metal Reduction Gear 26 rpm	EA	MP6O040	45, 100
	Metal Reduction Gear 44 rpm	EA	MP6O080	85, 170
16	Motor Shaft & Gear	EA	MP6Q00D	45MJ, 85MJ, 100J, 170J
	Motor Shaft & Gear	EA	ME6Q0LD	45MF, 85MF
	Motor Shaft & Gear	EA	DM6Q0LD	100F, 170F
17	Gear Case Cover	EA	PM6R0BL	45, 85, 100, 170
18	Pressure Spring	EA	MP6T000	45MJ, 85MJ, 100J, 170J
19	Cover Screw B	10-PK	UCCPS0B	All pumps excluding S Pump Line
		24-PK	MCCPS0B	

# MOTORS



MOTOR PARTS and MOUNTING ACCESSORIES Econ Pump Line				
DESCRIPTION	UM	PART NUMBER	WORKS WITH	
1 Drive Assembly Pad	EA	EC302	All Econ pumps excluding E10T01, E20T01	
2 Gear Kit with spacers, screws & AquaShield	EA	EC310	E10P, E10R, E10L, E10H, E10FX, E10VX, E10S, E10T, E10T01	
	EA	EC320	E20P, E20R, E20M, E20FX, E20VX, E20T, E20T01, E20T_C3	
3 Gear Case Front Cover with pump head cover	EA	EC330	All Econ pumps	
4 Cover Screw B	10-PK	UCCPS0B	All pumps excluding S Pump Line	
Mounting Kit for wall mount or Stenner tank	KIT	EC303	All Econ pumps excluding E10T01, E20T01	
Pump Stand for wall mount or shelf	KIT	EC304	All Econ pumps excluding E10T01, E20T01	

# FEED RATE CONTROL



## FEED RATE CONTROL WITH SHAFT Classic Series Adjustable Pumps

DESCRIPTION	UM	PART NUMBER	WORKS WITH
Feed Rate Control with shaft	EA	FC5040D	45MJ, 85MJ
Feed Rate Control with shaft	EA	DM5040D	100J, 170J

## FEED RATE CONTROL SERVICE KIT AND PARTS Classic Series Adjustable Pumps

DESCRIPTION	UM	PART NUMBER	WORKS WITH
Feed Rate Control Service Kit	KIT	FSK100	45MJ, 85MJ, 100J, 170J
1 FRC Screw A	EA	FCS000A	45MJ, 85MJ, 100J, 170J
2 Feed Rate Mounting Plate	EA	FC5N000	45MJ, 85MJ, 100J, 170J
3 Dial Ring	EA	FC5M040	45MJ, 85MJ, 100J, 170J
4 Variable Cam	2-PK	UCFC5H0	45MJ, 85MJ, 100J, 170J
	5-PK	MCFC5H0	
5 Index Pin Lifter	2-PK	UCFC5L1	45MJ, 85MJ, 100J, 170J
	5-PK	MCFC5L1	
6 Index Pin Holder	EA	FC5L003	45MJ, 85MJ, 100J, 170J
7 Index Pin Spring	EA	FC5L005	45MJ, 85MJ, 100J, 170J
8 Index Pin	EA	FC5L002	45MJ, 85MJ, 100J, 170J
9 Index Pin Assembly includes lifter, holder, spring & pin	EA	UCFC5AY	45MJ, 85MJ, 100J, 170J
	2-PK	MCFC5AY	
10 Index Spider	EA	FC5K00D	45MJ, 85MJ, 100J, 170J
11 Index Spider Assembly includes lifter, holder, spring, pin & spider	EA	FC5LASV	45MJ, 85MJ, 100J, 170J
12 Index Plate	EA	UCFC5ID	45MJ, 85MJ, 100J, 170J
	5-PK	MCFC5ID	
13 Feed Rate Housing with Roller Clutch, Seal & Rivets	EA	FC5D00S	45MJ, 85MJ, 100J, 170J
14 Mounting Rivet C	EA	FCS000C	45MJ, 85MJ, 100J, 170J
15 Main Shaft	EA	UCFC5AD	45MJ, 85MJ
	2-PK	MCFC5AD	
16 Main Shaft	EA	DM5A00D	100J, 170J

# CHEMICAL COMPATIBILITY GUIDE

## Ratings Key – Chemical Effect

- A** Fluid has minor or no effects
- B** Fluid has minor to moderate effects
- C** Fluid has severe effects
- No data available



## CAUTION

The information is provided ONLY as a guide to assist in determining chemical compatibility for wetted components. Testing under the specific conditions of the application is recommended. Stenner Pump Company assumes no responsibility for its accuracy. Outside factors including but not limited to temperature, pressure, mechanical stress, and solution concentration can affect material compatibility in a particular application. Stenner makes no warranty, expressed or implied, as to the accuracy of this guide or any materials' suitability for fitness or purpose for any application. User assumes all risk and liability for use of this guide.

Chemical / Solution	PP Santoprene® EPDM	Versilon®	PVC	LDPE	FKM	Silicone	Tantalum	Stainless Steel
Acetic Acid 20%	A	B	B	A	B	A	A	A
Acetic Acid 30%	B	C	C	A	B	A	A	B
Acetic Acid, Glacial	C	C	C	C	C	•	A	A
Acetic Anhydride	B	C	C	C	C	C	•	A
Aliphatic Hydrocarbons	B	B	B	B	•	•	•	•
Aluminum Chloride	A	A	A	B	A	B	A	B
Aluminum Sulfate	A	A	A	A	A	A	A	B
Alums	A	A	A	A	A	A	•	A
Ammonium Acetate	B	B	A	A	A	•	•	A
Ammonium Carbonate	A	A	A	A	A	C	•	B
Ammonium Chloride	A	B	A	B	A	C	A	B
Ammonium Hydroxide	A	B	A	A	B	A	B	A
Ammonium Nitrate	A	A	A	A	B	C	A	A
Ammonium Phosphate	A	A	A	A	A	A	•	C
Ammonium Sulfate	A	A	A	A	B	A	A	B
Amyl Acetate	A	C	C	C	C	C	•	A
Aniline	B	C	C	C	C	C	A	B
Antimony Salts	A	A	A	B	•	•	•	•
Arsenic Salts	A	A	A	B	•	•	•	•
Barium Hydroxide	A	A	A	B	A	•	B	B
Barium Salts	A	•	A	B	•	A	•	•
Beer	A	A	A	A	A	•	A	A
Benzene	C	C	C	C	B	•	•	B
Benzoic Acid	A	C	A	A	A	•	A	B
Bleach 5.25%	A	A	A	A	A	•	•	•
Boric Acid	A	A	A	A	A	A	A	A
Bromine	A	B	B	B	A	C	A	C
Butyl Acetate	A	C	C	C	C	C	•	A
Butyric Acid	A	C	B	C	B	C	A	B
Calcium Chloride	A	A	B	A	A	•	A	B
Calcium Hydroxide	A	C	A	A	A	•	B	B
Calcium Hypochlorite 5%	A	B	A	A	A	•	A	B
Calcium Salts	A	A	A	A	•	B	•	•
Carbon Disulfide	C	C	C	C	A	•	•	B
Carbon Tetrachloride	C	C	C	C	A	C	•	B
Castor Oil	B	A	A	•	A	•	•	A
Chlorine	see Sodium Hypochlorite							

Chemical / Solution	PP Santoprene® EPDM	Versilon®	PVC	LDPE	FKM	Silicone	Tantalum	Stainless Steel
Chloroacetic Acid	A	C	B	C	C	•	•	A
Chloroform	C	C	C	C	A	C	•	A
Chlorosulfonic Acid	B	C	C	C	C	C	•	B
Chromic Acid < 50%	B	C	B	A	A	C	A	B
Chromium Salts	A	•	A	B	•	•	•	•
Citric Acid	B	B	B	C	A	•	A	A
Copper Chloride	A	A	A	A	A	•	A	C
Copper Sulfate	A	A	A	A	A	•	A	B
Cottonseed Oil	B	A	B	A	A	•	•	A
d-Limonene	C	B	B	B	A	C	•	•
Ethyl Acetate	A	C	C	C	C	B	•	B
Ethyl Alcohol	B	C	C	B	B	•	A	•
Ethyl Chloride	C	C	C	C	A	C	•	A
Ethylene Dichloride	C	C	C	C	A	C	•	B
Ethylene Glycol	A	A	A	A	A	A	•	B
Ethylene Oxide	B	A	C	C	C	C	•	B
Eucalyptus Oil	C	B	C	C	•	•	•	•
Fatty Acids	C	B	A	A	A	C	•	A
Ferric Chloride	A	A	A	A	A	B	A	C
Ferric Sulfate	A	A	A	A	A	B	•	B
Ferrous Chloride	A	A	A	A	A	C	•	C
Ferrous Sulfate	A	A	A	A	A	C	•	B
Fluoboric Acid	A	C	A	C	B	A	•	•
Fluosilicic Acid	A	A	A	A	A	C	•	B
Formaldehyde < 40%	A	B	A	C	C	B	•	A
Formic Acid	A	C	B	C	C	C	A	A
Glucose	A	A	A	A	A	A	•	A
Glycerin	A	A	A	A	A	A	•	A
Hydrochloric Acid 20%	A	C	A	A	A	C	A	C
Hydrochloric Acid 37%	A	C	A	A	A	C	A	C
Hydrocyanic Acid	A	B	A	A	A	C	A	A
Hydrofluoric Acid < 48%	A	C	B	A	A	C	C	C
Hydrofluoric Acid 48-75%	A	C	C	C	A	C	C	C
Hydrofluoric Acid, anhydrous	B	C	C	C	C	•	C	C
Hydrogen Peroxide < 50%	A	B	A	B	A	A	A	A
Hydrogen Sulfide	A	A	B	A	C	•	•	A
Iodine	A	A	C	B	A	C	A	C

# CHEMICAL COMPATIBILITY GUIDE

Chemical / Solution	PP Santoprene® EPDM	Version®	PVC	LDPE	FKM	Silicone	Tantalum	Stainless Steel
Lactic Acid	A	B	B	A	A	A	A	B
Lead Acetate	B	A	A	A	C	C	•	B
Linseed Oil	B	A	A	A	A	A	•	A
Limonene	C	B	B	B	A	C	•	•
Lubricating Oils	C	A	B	C	A	•	•	A
Magnesium Chloride	A	A	B	A	A	A	A	C
Magnesium Hydroxide	A	A	A	A	A	•	A	A
Magnesium Sulfate	A	A	A	A	A	A	A	B
Malic Acid	A	B	A	A	A	B	•	A
Manganese Salts	A	A	A	A	•	B	•	•
Mercuric Chloride	A	A	A	A	A	•	•	C
Methylene Chloride	C	C	C	C	B	•	A	B
Mineral Oil	B	A	B	B	A	•	•	•
Mineral Spirits	C	A	B	B	A	•	•	A
Muriatic Acid, 20° Baume	A	C	A	A	A	•	•	•
Nitric Acid < 10%	A	C	A	B	A	B	A	A
Nitric Acid 10-30%	B	C	A	C	A	C	A	A
Nitric Acid 30-60%	C	C	B	C	A	C	A	A
Nitric Acid 70%	C	C	B	C	A	C	A	A
Nitric Acid, red fuming	C	C	C	C	C	C	•	•
Nitrous Acid	A	B	•	•	B	•	•	B
Oleic Acid	A	B	C	C	B	C	•	A
Oleum 20-25%	C	C	C	C	•	•	•	B
Oxalic Acid	A	C	B	A	A	C	A	A
Palmitic Acid	A	B	B	A	A	C	•	A
Petroleum Distillates	C	B	B	C	•	•	A	A
Peracetic Acid 5%	B	B	B	A	A	A	•	•
Peracetic Acid 15%	B	B	B	A	A	B	•	•
Phenol	B	C	C	B	A	C	•	B
Phosphoric Acid	A	C	A	A	A	C	A	C
Phthalic Acid	A	C	A	A	A	B	•	A
Pickling Solutions	A	C	•	•	B	•	•	•
Plating Solutions	A	C	•	•	A	C	•	•
Polyphosphate	A	A	A	A	•	•	•	•
Potassium Carbonate	A	A	A	A	A	•	•	B
Potassium Chlorate	A	A	A	A	A	B	•	B
Potassium Hydroxide	A	A	A	A	C	C	B	A
Potassium Dichromate	A	A	A	A	A	•	•	B
Potassium Iodide	A	A	B	B	A	•	•	A
Potassium Permanganate	A	A	A	A	A	•	•	B
Sea Water	A	A	A	A	A	•	A	C

Chemical / Solution	PP Santoprene® EPDM	Version®	PVC	LDPE	FKM	Silicone	Tantalum	Stainless Steel
Silicone Oil	C	A	A	B	A	C	•	A
Silver Nitrate	A	A	A	A	A	A	•	B
Soap Solutions	A	A	A	C	A	A	•	A
Sodium	A	A	A	A	•	•	•	•
Sodium Bisulfate	A	A	A	A	A	•	•	C
Sodium Bisulfite	A	A	A	A	A	A	•	B
Sodium Borate	A	A	A	A	A	A	•	B
Sodium Carbonate	A	A	A	A	A	A	•	A
Sodium Chlorate	A	A	A	A	A	C	•	B
Sodium Chloride	A	A	A	A	A	A	A	B
Sodium Dichromate 20%	A	•	B	•	A	•	•	•
Sodium Hydroxide < 20%	A	B	A	B	C	A	B	B
Sodium Hydroxide 20-46.5%	A	C	A	B	C	•	C	B
Sodium Hypochlorite 5%	A*	B	A	A	A	B	A	C
Sodium Hypochlorite 6-15%	A*	B	A	A	A	B	A	C
Sodium Nitrate	A	A	A	A	A	C	A	B
Sodium Silicate	A	A	A	A	A	A	•	B
Sodium Sulfide	A	A	A	A	A	A	•	C
Sodium Sulfite	A	A	A	A	A	A	•	A
Solvents	C	B	B	B	•	•	•	•
Soybean Oil	B	A	A	A	A	•	•	A
Stannous Chloride 15%	A	A	A	B	A	•	•	A
Stearic Acid	A	B	B	B	A	B	•	A
Sulfur Dioxide liquid	A	C	C	C	B	•	•	A
Sulfur Trioxide	B	C	A	C	A	•	•	C
Sulfuric Acid < 40%	B	B	B	B	A	C	A	C
Sulfuric Acid > 40%	C	C	C	C	A	C	A	C
Sulfurous Acid	A	A	A	B	C	C	•	B
Tannic Acid 10%	A	B	A	B	A	B	•	A
Tanning Liquors	A	A	A	A	A	•	•	A
Tartaric Acid	A	A	A	A	A	A	•	C
Titanium Salts	A	A	A	B	•	•	•	•
Triethanolamine	A	C	C	C	C	•	•	•
Trisodium Phosphate	A	A	A	A	A	•	•	B
Tung Oil	B	B	C	C	A	•	•	•
Turpentine	B	B	C	C	A	C	•	A
Urea	B	A	B	A	A	B	•	B
Water & Brine	A	A	A	A	A	B	•	•
Zinc Chloride	A	A	B	A	A	A	A	B
Zinc Salts	A	A	A	A	•	•	•	•

NOTE: FKM tested to ANSI/NSF 61 with water only.

\* Products tested and certified by IAPMO according to ANSI/NSF 61 for contact with Sodium Hypochlorite and Water only and ANSI/NSF 372.

PAGE		PAGE		PAGE		PAGE		PAGE		PAGE	
AK20W6M	65	EC51C	59	MCFC5H0	69	PCM	55	QPA10-2	61	S5500-4	62
AK4002B	65	FC5040D	69	MCFC5ID	69	PM6041D	66	QPA17-1	61	S5600-1	62
AK4002W	65	FC5D00S	69	MCFC5L1	69	PM6042D	66	QPA17-2	61	S5600-4	62
AK4010B	65	FC5K00D	69	MCINJ38	64	PM6081D	66	QPA25-1	61	S6063-1	62
AK4010W	65	FC5LASV	69	MCINJCE	64	PM6082D	66	QPA25-2	61	SSMRS20-PPG	57
AK4100B	65	FC5L002	69	MCKMDB0	64	PM64230	66	QPA69-1	61	ST114	65
AK4100W	65	FC5L003	69	MCKMINJ	64	PM6426D	66	QPA69-2	61	ST138	65
AK600	65	FC5L005	69	MCKMI38	64	PM68230	66	S310-K	63	STS7GC	50
AK700	65	FC5M040	69	MCKMJCE	64	PM6826D	66	S310-1	61	STS7NC	50
AK800	65	FC5N000	69	MCTINJCE	64	PM6A0BL	67	S310-2	61	STS15GC	50
AK900	65	FCS000A	69	MCTY-CE	60	PM6A00L	67	S311-K	63	STS15NC	50
BC014-1	64	FCS000C	69	MCTYDB5	64	PM6E000	67	S315-1	61	STS30GC	50
BC038-1	64	FSK100	69	MCTYG0	60	PM6F000	67	S315-2	61	STS30NC	50
BC100-2	64	GSK45A	66	MCTYIJ38	64	PM6K0BL	67	S320-K	63	TVIJOR	64
BC102-2	64	GSK45F	66	MCTYINJ	64	PM6M000	67	S320-1	61	UC-FDCE	60
BC214-1	64	GSK85F	66	ME6041D	66	PM6R0BL	67	S321-K	63	UCADPTR	65
BC238-1	64	GSK85A	66	ME6042D	66	PMBRPL2	67	S325-1	61	UCAK100	65
CVIJOR	64	JLP0750-PPG	56	ME6081D	66	QP10-1	61	S3400-1	63	UCAK200	65
DM5040D	69	JLP1000-PPG	56	ME6082D	66	QP10-K	63	S3400-2	63	UCAK300	64
DM5A00D	69	JLP1500-PPG	56	ME64230	66	QP100-1	62	S3500-1	63	UCAK400	64
DM6041D	66	JLP38009P	65	ME6426D	66	QP100-4	62	S3500-4	63	UCAK3CE	64
DM6042D	66	JLP38012P	65	ME68230	66	QP10A-1	62	S3600-1	63	UCCP-FD	60
DM6081D	66	JLP38007R	65	ME6826D	66	QP10A-2	62	S3600-4	63	UCCP20	60
DM6082D	66	JLP38012R	65	ME6Q0LD	67	QP10T-1	61	S400-X-2	60	UCCP2-CE	60
DM64230	66	JLP32RS	65	MP6B010	67	QP10T-K	63	S400-X-5	60	UCCPS0B	67,68
DM64250	66	JLP34RS	65	MP6B020	67	QP17-1	61	S41B-X-1	61	UCCVDB0	64
DM68230	66	MAGRE55	65	MP6C000	67	QP17-2	61	S41B-X-2	61	UCDBINJ	64
DM68250	66	MALT002	65	MP6D000	67	QP17-K	63	S41B-XK	63	UCFC5AD	69
DM6Q0LD	67	MALT010	65	MP6J115	67	QP17T-1	61	S4400-1	62	UCFC5AY	69
EC302	68	MALT02B	65	MP6J222	67	QP17T-K	63	S4400-2	62	UCFC5H0	69
EC303	68	MALT100	65	MP6J223	67	QP25-1	61	S4500-1	62	UCFC5ID	69
EC304	68	MALT10B	65	MP6J226	67	QP25-2	61	S4500-4	62	UCFC5L1	69
EC3-2	60	MALTB10	65	MP6N040	67	QP25-K	63	S4-XKIT	61	UCINJCE	64
EC3-5	60	MANUT00	65	MP6N080	67	QP25T-1	61	S4600-1	62	UCKMDB0	64
EC3-CE-2	60	MCADPTR	65	MP60040	67	QP25T-K	63	S4600-4	62	UCKMINJ	64
EC3-CE-5	60	MCAK100	65	MP60080	67	QP400-1	62	S50-G-2	60	UCKMJCE	64
EC310	68	MCAK200	65	MP6Q00D	67	QP400-2	62	S50-G-5	60	UCKMI38	64
EC320	68	MCAK2CE	65	MP6T000	67	QP401-2	62	S5001-4	62	UCINJ38	64
EC330	68	MCAK300	64	MP70000	67	QP500-1	62	S5002-1	62	UCTINJCE	64
EC350	62	MCCP2-CE	60	MP80000	67	QP500-4	62	S5003-1	62	UCTY-CE	60
EC351	62	MCCP20	60	MP90000	67	QP50A-1	62	S51-G-1	61	UCTY-DCE	60
EC352	62	MCCPS0B	67	MP90001	67	QP69-1	61	S51-G-2	61	UCTY-FD	60
EC355	62	MCCVDB0	64	MP90002	67	QP69-K	63	S51-GK	63	UCTYDB2	64
EC500	59	MCDBINJ	64	MSK120	66	QP69T-1	61	S5400-1	62	UCTYGO	60
EC50C	59	MCFC5AD	69	MSK220	66	QP69T-K	63	S5400-2	62	UCTYIJ38	64
EC501	59	MCFC5AY	69	P2000	65	QPA10-1	61	S5500-1	62	UCTYINJ	64



# POLICIES

## Distribution Policy

The Stenner Pump Company has an open distribution sales policy which does not restrict established distributors in the form of reselling, pricing, or geography. Stenner does encourage distributors to adhere to standard business ethics promoting honest and fair trade practices. The Stenner Pump Company does maintain the right to continually evaluate our sales policy and make adjustments as needed.

## Warranty

All Stenner warranties or repairs should be directed to the factory. Stenner will not accept defective pumps in exchange for new units. Warranty repairs will be handled according to our warranty policy.

## Limited Warranty

Stenner Pump Company will for a period of one (1) or two (2) years from the date of purchase (proof of purchase required) repair or replace, at our option, all defective parts. Stenner is not responsible for any removal or installation costs. Pump tube assemblies and rubber components are considered perishable and are not covered in this warranty. Pump tube will be replaced each time a pump is in for service, unless otherwise specified. The cost of the pump tube replacement will be the responsibility of the customer. Stenner will incur shipping costs for warranty products shipped from our factory. Any tampering with major components, chemical damage, faulty wiring, weather conditions, water damage, power surges, or products not used with reasonable care and maintained in accordance with the instructions will void the warranty. Stenner limits its liability solely to the cost of the original product. We make no other warranty expressed or implied.

## Returns

Stenner offers a 30-day return policy on factory direct purchases. Except as otherwise provided, no merchandise will be accepted for return after 30 days from purchase. To return merchandise at any time, call Stenner at 800.683.2378 for a Return Merchandise Authorization (RMA) number. A 15% restocking fee will be applied. Include a copy of your invoice or packing slip with your return.

## Problem with Shipment

Check orders immediately upon arrival. Any claim of damage, shortage or order discrepancy must be noted on the delivery receipt and reported to Stenner at 800.683.2378 within seven (7) days of receipt.

## Pump Service & Repairs

Before returning a pump for warranty or repair, remove chemical from pump tube by running water through the tube, and then run the pump dry. Following expiration of the warranty period, Stenner Pump Company will clean and overhaul any Stenner metering pump for a minimum labor charge plus necessary replacement parts and shipping. All metering pumps received for overhaul will be restored to their original condition. The customer will be charged for missing parts unless specific instructions are given. To return merchandise for repair, call Stenner at 800.683.2378 or 904.641.1666 for a Return Merchandise Authorization (RMA) number.

## Disclaimer

This information is not intended for specific application purposes. Stenner Pump Company reserves the right to make changes to prices, products, and specifications at any time without prior notice.

---

## Trademarks

QuickPro® is a registered trademark of the Stenner Pump Company.

Santoprene®\* is a registered trademark of Celanese International Corporation.

Versilon®\* is a registered trademark of Saint-Gobain Performance Plastics.

Pellethane®\* is a registered trademark of Lubrizol Advanced Materials, Inc.

\* Confirm material compatibility with the chemical resistance guide in the catalog.