



POWERED BY SCHUMACHER

STRONGER THAN EVER.



DSR
POWERED BY SCHUMACHER

PROSERIES

VOLTAGE $\frac{V}{\text{V}}$

CURRENT $\frac{A}{\text{A}}$

BATTERY % $\frac{\%}{\%}$

AUTO

125A

15 <- 40A
Burst/Service Mode

6 <- 2A

FULLY AUTOMATIC
MICROPROCESSOR CONTROLLED

PRESS BUTTON TO SELECT MODE,
MONITOR STATUS ON DISPLAY.

UL LISTED
HOUSEHOLD
BATTERY CHARGER
104-3

BC

READ WARNING ON BACK AND INSTRUCTION MANUAL

INPUT: INPUT: 120V AC, 5.2A MAXIMUM CONTINUOUS, 25A INTERMITTENT SUPPLY: 6.0V DC, 30V/15A CONTINUOUS, 40A INTERMITTENT,
40 SECONDS MAXIMUM ON, 120 SECONDS MINIMUM OFF; 120V AC, 120A INTERMITTENT 5 SECONDS MAXIMUM ON, 180 SECONDS MINIMUM OFF

0899009662

125 ENGINE START

DSR
POWERED BY SCHUMACHER

PROSERIES

CHARGING $\frac{\text{Light}}{\text{Light}}$

CHARGED/MAINTAINING $\frac{\text{Light}}{\text{Light}}$

START STOP

CLAMPS REVERSED $\frac{\text{Light}}{\text{Light}}$

BAD BATTERY $\frac{\text{Light}}{\text{Light}}$

AUTOMATICALLY SELECTS CHARGE RATE
FOR CHARGING AND MAINTAINING

SERVICE MODE - press and hold start/stop button until LED lights.

BC

10 Amp Charger



POWERED BY SCHUMACHER

PROSERIES
















DSR118

6V/12V Battery Charger

125A Engine Start

15 ↔ 40A Boost/Service | 6A ↔ 2A Charge

-  • **125A Engine Start** - powerful enough for SUVs, trucks and large engines
-  • **15↔40A Boost Mode** – ramps up the voltage and sends a quick burst of energy into the battery quickly bring deeply discharged batteries back to life.
-  • **15↔40A Service Mode** – maintains a stable voltage at 13.6V and prevents discharged batteries during service or sitting idle in a showroom.
-  • **6A↔2A** - Charge keeps stored, lead-acid batteries charged; charges and maintains small batteries
-  • **Fully Automatic** - prevents overcharging by monitoring and switching to maintenance mode when fully charged
-  • **LED Indicators & Touch pad Controls** - for ease and accuracy
-  • **Built-in Cord Management** - unique recessed channel keeps power cord and cables neatly wrapped for storage
-  • **High-impact Molded Case** - rustproof and non-conductive
-  • **Battery Tester** - provides charge level and helps diagnose electrical problems
-  • **Scrolling Digital Display** - The easy-to-read, animated display gives you step by step instructions to properly charge your battery.
-  • **125A Clamps with copper cable** - for top- and side-mount battery posts
-  • **Auto Voltage Detection** - automatically detects 6V or 12V batteries
-  • **Reverse Hook-up Protection** - charger does not operate if clamps are reversed on the battery. LED will light








Powerful Performance.

DSR117

12V Battery Charger

10A Rapid Charge

13.6V Service Mode

-  • **Microprocessor Controlled** - Automatically adjusts the amperage rate to charge & maintain. Multi-stage charging for added precision, safety & battery life
-  • **LED Indicators** - Show charging status
-  • **Compatible Battery Types** - Standard, AGM & GEL
-  • **Reverse Hook-up Protection** - Charger will not operate if clamps are reversed
-  • **Hook Attachment** - Allows unit to hang safely outside the work area
-  • **Schu Eco Energy** - Meets the highest industry standards for energy efficiency
-  • **13.6V Service mode** - maintains a stable voltage at 13.6V and prevents discharged batteries during service or sitting idle in a showroom.

