

Application


Measures gasoline or diesel fuel levels in tanks on trucks, boats, generators, recreational vehicles, and other applications.

General Information & Features

These top mounting magnetic liquid-level gauges are built to the high standards of all Rochester designed instruments. The construction permits the replacement of dials when necessary without releasing fumes or liquid to the atmosphere.

Both available dials are fractional and silicone-dampened, and are easily replaced by removing and re-installing two screws. Rochester's rugged gear drive incorporates shrouded, stainless-steel, beveled gears designed to work out any loose particles that might affect gear function. Sealing between the gauge and the tank is achieved through the use of the 0015-00423 Buna-N gasket.

Adjustable liquid-level gauges are designed for top mounting only. These gauges are equipped with 20.5" [520mm] long float arms which can be cut to fit tank dimensions. Data sheet DS-337 furnishes proper cut lengths and instructions on how to install the float and crimp in place.



Model #	Magnet	Available Dials
6741	Large Alnico	Direct-reading dial or TwinSite® sender. Choice of 0-90, 240-30 Ohms.
6781	Small Alnico	Direct-reading dial only

Model Selection Chart

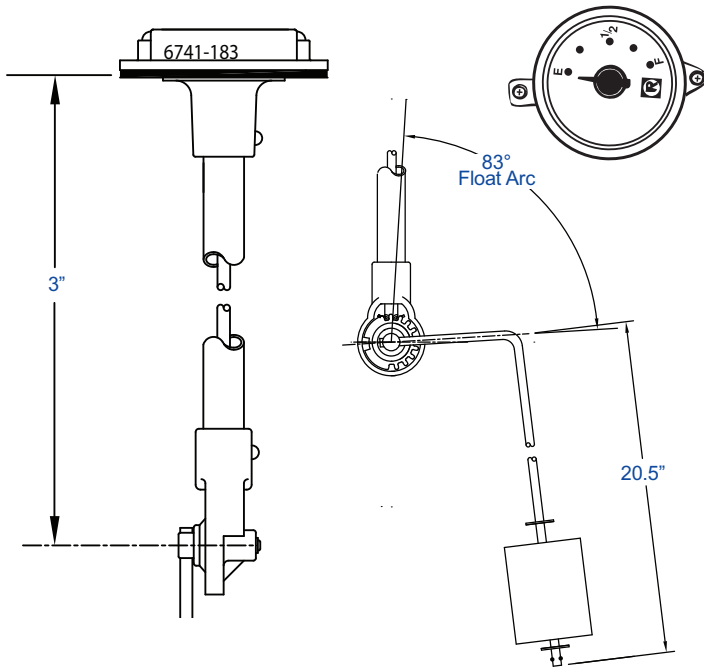
Model #	Dial Used	Gasket Used
6741-00183	Not Furnished	0015-00423
6741-00290	P5744S02541	
6741-00333		Not furnished
6781-00248	5323S01834	0015-00423

Tank Depth in Inches	Distance From Float Bend to Float Rod Cut-off point
6	3"
7	3 3/4"
8	4 5/8"
9	5 5/8"
10	6 5/8"
11	7 5/8"
12	8 5/8"
13	9 3/4"
14	10 3/4"
15	11 3/4"
16	12 3/4"
17	13 3/4"
18	14 7/8"
19	15 7/8"
20	16 7/8"
21	17 7/8"

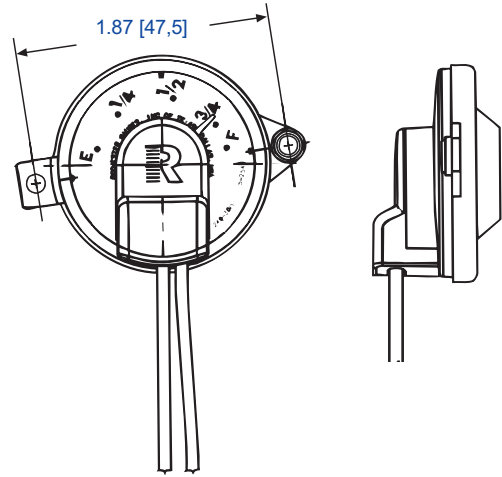
Tank Depth in Inches	Distance From Float Bend to Float Rod Cut-off point
22	18 1/8"
23	20"
24	21"
25	22"
26	23"
27	24"
28	25 1/8"
29	26 1/8"
30	27 1/8"
31	28 1/8"
32	29 1/8"
33	30 1/4"
34	31 1/4"
35	32 1/4"
36	33 1/4"

6700 Series Adj. Adjustable Liquid-Level Gauges

Direct reading gauge with 5323S01834 dial



TwinSite® Dial, 0-90 ohms & 240-30 ohms



Part #	Description	Ohms
P5636S02541	Wire Leads	240-30
P5744S02541	.250 Male Tab	
P5872S02684	Wire Leads	0-90

General Specifications*

Mounting

Recommended for top-mounting only.

Accuracy

Accuracy depends upon proper gauge sizing. Junior dials $\pm 7\%$, TwinSite® dials $\pm 12\%$. Accuracy may be less depending upon tank shape. Accuracy may be less near full and empty. Accuracy may be less if tank is not level. This gauge is not to be used for filling. All accuracy estimates are expressed as a percent of full scale.

Temperature Range

Standard range is -40°F to 158°F , -40°C to 70°C .

Humidity

For high humidity and marine applications, painting of gauge, less dial, is recommended.

Shock

Suitable for mobile applications.

Vibration

Suitable for mobile applications.

Power

0.5 watts maximum for TwinSite® versions.

Tank Pressure

0 to 10 psig [0 to 0,68 Bar]

Approvals

Some models are UL recognized for marine service. Some models are UL listed for flammable fluids. Passes BIA fire test.

Note: For installation instructions see MS-532.

Materials of Construction*

Head

Diecast aluminum with standard SAE gasoline gauge flange ($2 \frac{1}{8}$ " [54 mm] bolt circle for five #10 screws not furnished).

Centershaft, Support Tube & Float Rod

Tempered aluminum

Gears, Cross Stud & Bearings

Stainless steel

Drive Magnet

Alnico

Gear Housing

Acetal plastic or aluminum

Float

Nitrile rubber

Gasket

Buna-N, 0015-00423

Direct-Reading Dial

Hermetically sealed polycarbonate

TwinSite® Sender

Polyamide

When ordering, specify:

1. Gauge model number.
2. Tank depth.
3. Float orientation, 3 o'clock standard.
4. Details of any optional features.

* Materials and specifications are subject to change without notice.
Pressure ratings subject to change due to temperature and other environmental considerations.

05/10/2016