


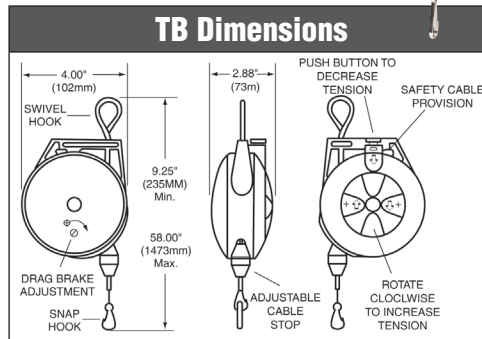
## Spring Retractable Tool Balancers Series TB / TBL

- Balances the weight of assembly tools, making them nearly weightless
- Increases productivity by keeping tools positioned for immediate use with minimal operator motion
- Reduces tool damage by preventing tools from being accidentally dropped
- Reduces operator fatigue and improves safety and ergonomic



Model	Min - Max Load		Cable Length*		Shipping Weight		Ratchet Lock
	lbs	kg	ft	m	lbs	kg	
<b>TB 01</b>	0.0 - 1.5	0.0 - 0.7	6	1.8	1.0	0.5	NO
<b>TB 03</b>	1.5 - 3.0	0.7 - 1.4	6	1.8	1.0	0.5	NO
<b>TB 05</b>	3.0 - 5.0	1.4 - 2.3	6	1.8	1.5	1	NO
<b>TBL 10</b>	5.0 - 10	2.3 - 4.5	8	2.4	9	4	YES
<b>TBL 15</b>	10 - 15	4.5 - 6.8	8	2.4	10	4.5	YES
<b>TBL 23</b>	16 - 23	7.2 - 10.4	8	2.4	10	4.5	YES

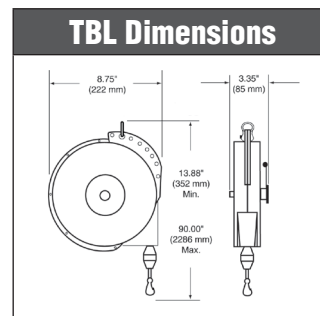
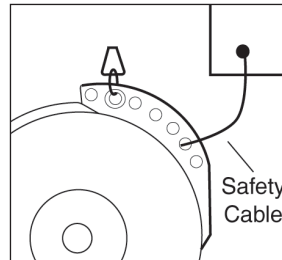
\*Cable lengths listed are "active" or "working" cable. Maximum temperature 150 °F (65 °C).



Strongly recommended, secondary steel cable or steel link chain. Prevents balancer from accidental fall. Balancers have extra holes for cable or chain.

Overhang Cable (not included)	
Model No.	Length
<b>600605-3</b>	3.0 ft / 91.5 cm
<b>600605-5</b>	5.0 ft / 152.4 cm
Safety Cable/Chain (not included)	
<b>600603*</b>	1.0 ft / 30.5 cm
<b>600604**</b>	1.0 ft / 30.5 cm

Cables can be combined for added length \*Nylon covered steel cable (1-6 lbs models) \*\*Steel link chain (10-23 lbs models)



### Bumper - S602413

Included with each model.

### Safety Clip - 261241

Bright zinc plated steel cable and safety latch for tool attachment and other uses. Measures 2.375" (60 mm) long. Included with each model.

## Adjustable Bumpers

Refer to page 26 for cord reel bumpers. Partial List - Visit Reelcraft.com for a complete list.

When ordering, advise the part number, reel model, and the hose I.D. and O.D. Refer to Reelcraft.com for dimensions.

**NOTE:** To order hose bumper with stainless steel hardware, change part number from HR to HS (not available with all models).

Part Number	For Reel Series	Hose / Cord O.D.		Hose I.D.		Weight		Overall Diameter	
		in (mm)	in (mm)	in (mm)	in (mm)	lbs	kg	in	mm
<b>1-HR1004-A</b>	4000 / 5000 / RT400 / L4500 / L5000 / DP	.438 (11) - .625 (16)	1/4	6	.24	.10	2 1/2	64	
<b>1-HR1004</b>	4000 / 5000 / RT400 / RT600	.625 (16) - .749 (19)	3/8	10	.25	.11	2 1/2	64	
<b>1-HR1004-3</b>	7000 / 80000 / RT800 / 5000 / D80000 / DP	.625 (16) - .749 (19)	3/8	10	.24	.10	3	73	
<b>2-HR1004-3</b>	5000 / 5005 / 7000 / 80000 / RT800 / DP	.750 (19) - 1.05 (27)	1/2 or 3/8	13 or 10	.23	.10	3	73	
<b>3-HR1004-3</b>	7000 / 80000 / L7000	1.06 (27) - 1.38 (35)	3/4	19	.32	.14	3	73	
<b>8-HR1004-3</b>	TW5000 / TW7000 / TW80000	.530 (13) twin	1/4 twin	6	.24	.10	3	73	
<b>600521</b>	TH80000 / TW80000 / TH7000	.680 (17) twin	3/8 twin	10	.45	.20	3 1/2	89	
<b>600522</b>	TH80000	.810 (21) twin	1/2 twin	13	.49	.22	3 1/2	89	
<b>2-HR1005</b>	E9000	.750 (19) - 1.05 (27)	1/2	13	.95	.43	3 1/2	89	
<b>3-HR1005</b>	E9000 / FE9000 / SD	1.06 (27) - 1.38 (35)	3/4	19	.95	.43	3 1/2	89	
<b>4-HR1005</b>	D80000 / E9000 / FE9000 / SD	1.39 (35) - 1.55 (39)	1	25	.81	.36	3 1/2	89	
<b>S600547-1</b>	FE9500 / FF9500	1.55 (39) - 1.75 (44)	1 1/4	32	.70	.31	3 3/4	95	
<b>S600547-2</b>	FE9600 / FF9600	1.75 (44) - 2.03 (52)	1 1/2	38	.57	.25	3 3/4	95	



John M. Ellsworth Co., Inc.

P.O. Box 240072  
8700 West Bradley Road  
Milwaukee, WI 53224

800-333-3331 **PHONE**

info@jmesales.com **E-MAIL**  
www.JMESales.com **WEB**