

A

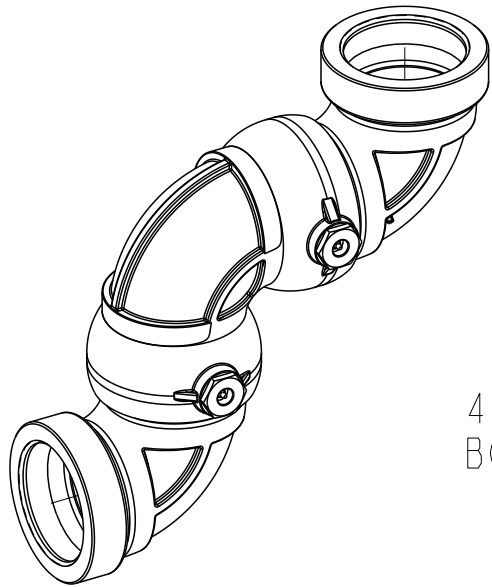
B

C

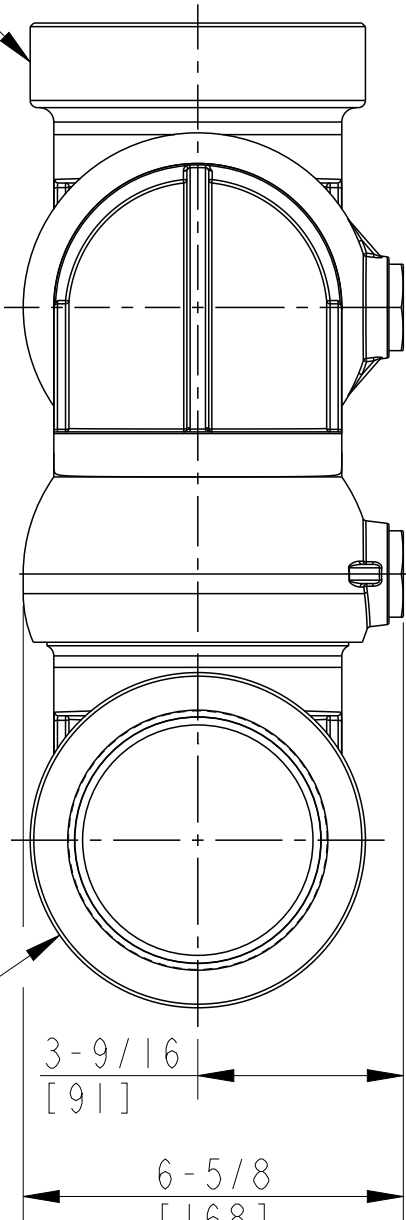
D

THIS DRAWING IS NOT TO BE SCALED. FOR ADDITIONAL INFORMATION, PLEASE CONTACT OUR ENGINEERING DEPT.

REVISIONS					LTR	ECN #	DESCRIPTION	DRAWN	APPROVED	DATE



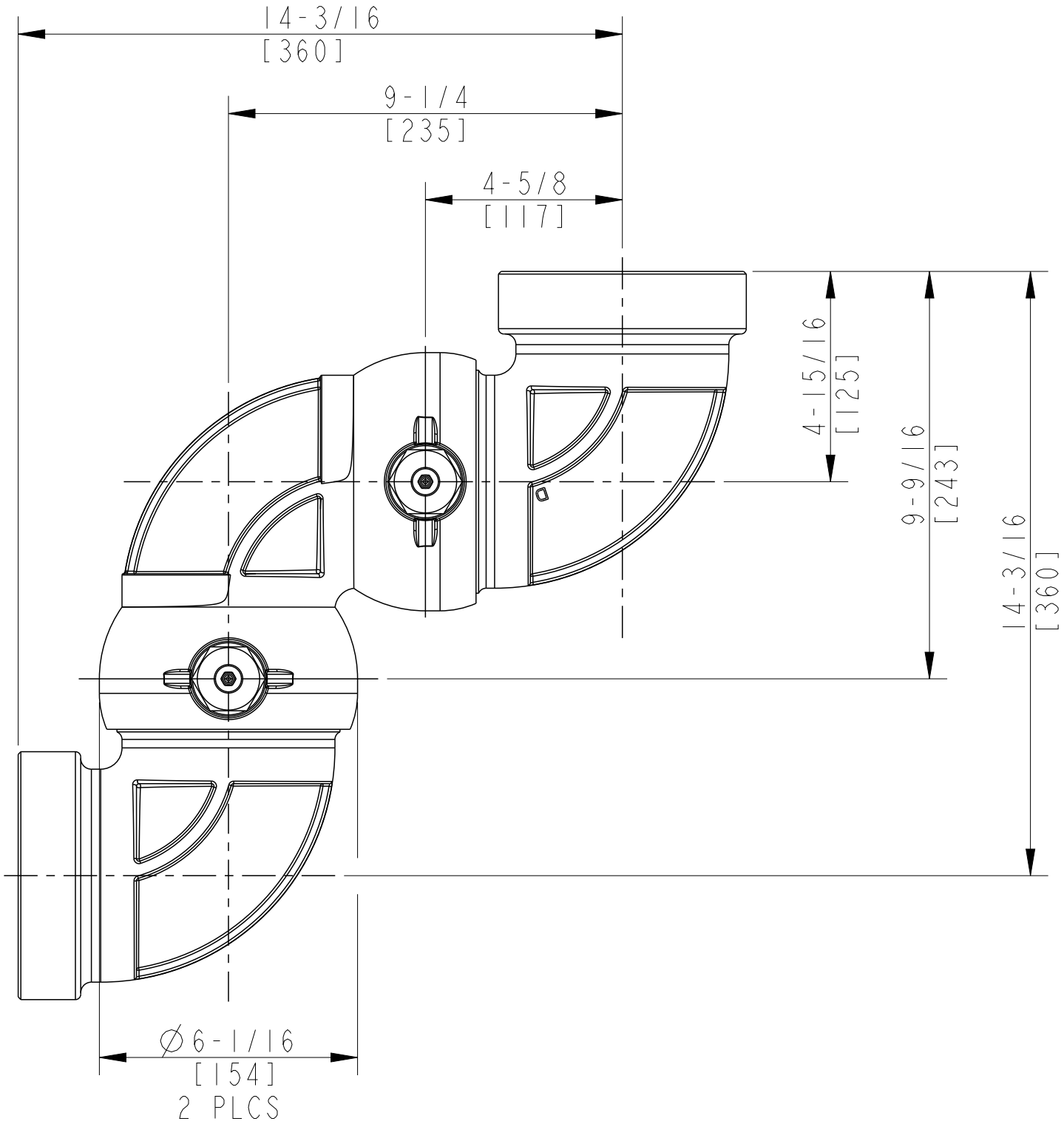
4" -8 FNPT
BOTH ENDS



Ø 5-13/16
[148]
2 PLCS

3-9/16
[91]

6-5/8
[168]



14-3/16
[360]

9-1/4
[235]

4-5/8
[117]

4-15/16
[125]

9-9/16
[243]

14-3/16
[360]

Ø 6-1/16
[154]
2 PLCS

CONFIDENTIAL THIS DOCUMENT CONTAINS INFORMATION WHICH IS PROPRIETARY TO OPW, AND SHOULD BE PROTECTED ACCORDINGLY.					DESCRIPTION: 4" SWIVEL, ALU, STYLE 70				
					PART NUMBER: 3670-040X				
					SIGNATURES		DD-MMM-YYYY	DRAWING NR: 3670-040X	
					CREATED BY: AKHIL		26-FEB-2018	PROJECT: -	
					APPRVD BY: -		-	MATERIAL: ALUMINUM	
					STATUS: -		-	SCALE: 0.30	
					SIZE B		WEIGHT: 19.43 lb	SHEET 1 OF 1	
					ECO: -		-	3D GENERATED DRAWING	

