

Bond-Rite® CLAMP

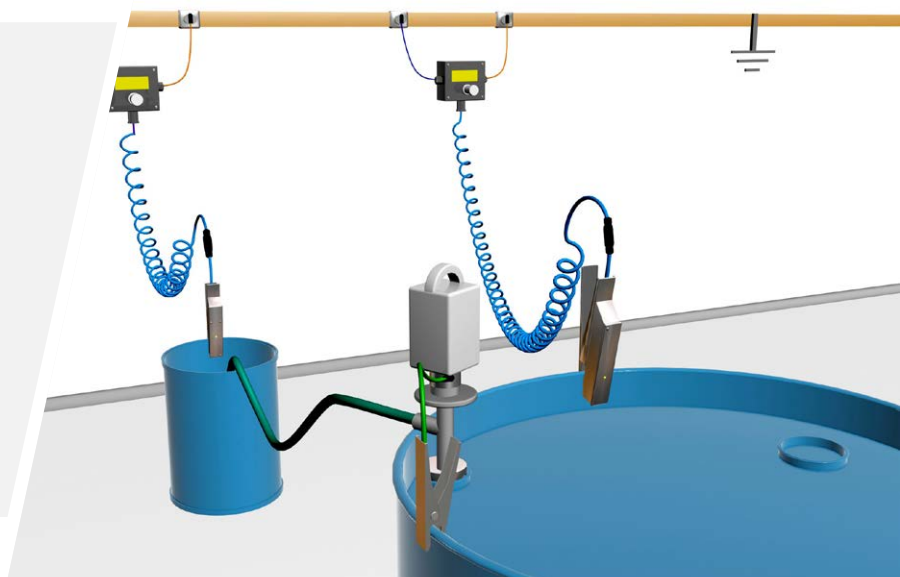
Self Testing Static Grounding Clamp



Online Inquiry >



Bond-Rite CLAMP



The Bond-Rite CLAMP contains a bright green LED which pulses continuously when it detects that the resistance between the equipment to be grounded and the site's verified earth ground is 10 Ohms or less.

The Bond-Rite CLAMP continuously monitors the resistance of the circuit between the equipment and the verified ground point (e.g. wall-mounted earth bar).

The pulsing green LED provides process operators with a continuous visual reference point that enables them to monitor the ground status of conductive metal equipment capable of accumulating static electricity.



Bond-Rite Clamp:
Pulsing LED confirms equipment is grounded

The Bond-Rite CLAMP is an ideal solution for applications and installations where interlocks with the process are not possible/required.

Typical Applications

- Filling and dispensing to/from metal containers, including drums, waste drums, mixing vessels.
- Grounding equipment used in mixing and blending operations.

Please Note: The Bond-Rite CLAMP does not check if the site's verified earth grounding point is connected to the general mass of earth. It is the responsibility of the site owner to ensure that their installed ground network is connected to general mass of earth in line the relevant national standards.

Certification



Battery

9 V Lithium-Manganese
(battery included)

Monitoring Set Point

Nominally ≤ 10 Ohms ($\pm 10\%$)

Bond-Rite® CLAMP

Self Testing Static Grounding Clamp

Bond-Rite® CLAMP

- **Highly visible LED** housed in grounding clamp indicates to operators when a resistance threshold of 10 Ohms or less has been achieved.

Note: If the process causes product deposits to impede the visibility of the LED indicator contact Newson Gale for alternative options.

- **Tungsten carbide teeth** bite through product deposit build up, rust & drum coatings.
- **Stainless steel clamps** designed to withstand use in tough chemical processing and industrial environments.
- **Quick Connect** provides personnel with the flexibility of removing the clamp from zoned / classified areas for battery replacement.
- **10 Ohms loop resistance** monitoring based on National, International and Recommended Practices*.
- **Junction box** mounted stowage pin provides operators with location to return the clamp when the process is complete.



Bond-Rite CLAMP

supplied with 2 conductor cable, junction box, clamp stowage pin and grounding leads. Circuit monitoring board and battery mounted inside clamp. Grounding bus-bar not supplied.

The 9 V battery that can be replaced in the hazardous area provides up to 6 months of power for equipment grounded for up to an average of 6 hours per day. If longer periods are required please contact us for alternative **Bond-Rite** options.

*IEC/TS 60079-32-1:2017

“Explosive atmospheres: Electrostatic hazards, guidance”

*PD CLC/TR 60079-32-1:2018

“Explosive atmospheres: Electrostatic hazards, guidance”

*NFPA 77:2024

“Recommended Practice on Static Electricity”

* Always check for and read the latest version of the International Standards, Guidance and/or Recommended Practices.



Tungsten carbide teeth support the penetration of product deposits and coatings

Bond-Rite® CLAMP

Self Testing Static Grounding Clamp

Equipment Options

Cable Length Options

Equipment specifiers can order the Bond-Rite CLAMP with 2-pole Cen-Stat cable on standard spiral lengths of 10 ft (3 m), 16 ft (5 m) and 32 ft (10 m) of cable.

The spiral cable retracts when the clamp is not in use, ensuring the cable is neatly stowed and safely out of the way.



Universal Resistance Tester (URT)

The URT is designed to provide users of Newson Gale **Bond-Rite®** static grounding systems with a means of testing the permissive resistance range on a regular basis.

The easy to use tester consists of a pair of rotary switches that enable a competent electrical person to check the resistance level at which the grounding system should be working and conduct a PASS / FAIL test at the required setting.



Technical Specification

Maximum Ambient Temperature	-40°F to + 140°F (40°C to +60°C)
Monitored Loop Resistance	Nominally $\leq 10 \Omega$ ($\pm 10\%$)
Indicator Lamp LED	1 Green
Clamp Dimensions	Length: 9.5" (240mm) Width: 1.4" (34mm)

Hazardous Area Certification

North America Version Available:

Europe / International:


NEC 500 / CEC (Class & Division)

Intrinsically safe equipment Exia for use in:
Class I, Div. 1, Groups A, B, C, D.
Class II, Div. 1, Groups E, F, G.
Class III, Div. 1.
Temperature Code: T4
Ta = -40°F to +140°F / -40°C to +60°C
OSHA recognised NRTL: CSA


IECEX

Ex ia IIC T4 Ga
Ex ia IIIC T135°C Da
Ta = -40°C to +60°C
IECEX EXV 19.0058
IECEX Certifying Body: ExVeritas

ATEX

 II 1 G
II 1 D
Ex ia IIC T4 Ga
Ex ia IIIC T135°C Da
Ta = -40°C to +60°C
ExVeritas 19ATEX0543
ATEX Notified Body: ExVeritas

UKCA Ex

 II 1 G
II 1 D
Ex ia IIC T4 Ga
Ex ia IIIC T135°C Da
Ta = -40°C to +60°C
ExVeritas 21UKEX0834
UKCA Ex Approved Body: ExVeritas

CCC

Ex ia IIC T4 Ga
Ex ia IIIC T135°C Da
2021312309000480
Approved Body: CNEX

KCs (Gas)

Ex ia IIC T4 Ga
Ta = -40°C to +60°C
22-AV4BO-0296X
Approved Body: KOSHA

KCs (Dust)

Ex ia IIIC T135°C Da
Ta = -40°C to +60°C
22-AV4BO-0297X
Approved Body: KOSHA

Copyright Notice

The website and its content is copyright of Newson Gale Ltd © 2020. All rights reserved.

Any redistribution or reproduction of part or all of the contents in any form is prohibited other than the following:

- you may print or download to a local hard disk extracts for your personal and noncommercial use only
- you may copy the content to individual third parties for their personal use, but only if you acknowledge the website as the source of the material

You may not, except with our express written permission, distribute or commercially exploit the content. Nor may you transmit it or store it in any other website or other form of electronic retrieval system.

Right to change

This document provides general information only and may be subject to change at any time without notice. All information, representations, links or other messages may be changed by Newson Gale at any time without prior notice or explanation.

Newson Gale is not obliged to remove any outdated information from its content or to expressly mark it as being outdated. Please seek the advice of professionals as necessary regarding the evaluation of any content.

Disclaimer of liability

The information provided in this Datasheet is provided by Newson Gale without any representations or warranties, expressed or implied, as to its accuracy or completeness. The liability of Newson Gale for any expenses, losses or actions incurred whatsoever by the recipient as a result of the use of this Datasheet shall be excluded.