

# X DEF EZL Nozzles

X DEF  
EZL

DIESEL EXHAUST FLUID

**Automatic shut-off Diesel Exhaust Fluid (DEF) nozzle for full-service and self-service stations.**

- X DEF EZL nozzle shuts off when tank is full.
- Lighter than stainless steel nozzles.
- *StreamShaper*® reduces turbulence for straighter fuel flow and less splash back spillage.
- Less expensive than comparable nozzles.
- Tilt poppet design provides precise “to-the-penny” dispensing.
- ADA-compliant EZ Lever reduces the force required to open the main poppet valve by 50%, resulting in a lever operating force ≤5 lbs.
- Stainless steel spout for durability.
- Flow characteristics of nozzle reduces crystallization of DEF.
- Complies with ISO Standard 22241-2:2006.
- Aluminum body is anodized to prevent contamination from DEF blends.

## New X DEF Nozzle with 3/4" BSPP

MODEL NO.	DESCRIPTION	SHIPPING WEIGHT LBS (KG)
12964154N <sup>^</sup>	with Two Notch Hold Open Clip, EZ Lever and Wayne Magnetic Handguard without Spout Groove	3.0 (1.3)
13410204N <sup>^</sup>	with Two Notch Hold Open Clip, EZ Lever, without Spout Groove	3.0 (1.3)
<sup>^</sup> NOT LISTED		



MODEL NO.  
12964154N




WARNING: Cancer and Reproductive Harm - [www.P65Warnings.ca.gov](http://www.P65Warnings.ca.gov)

# X DEF EZL Nozzles

Automatic shut-off Diesel Exhaust Fluid (DEF) nozzle for full-service and self-service stations.

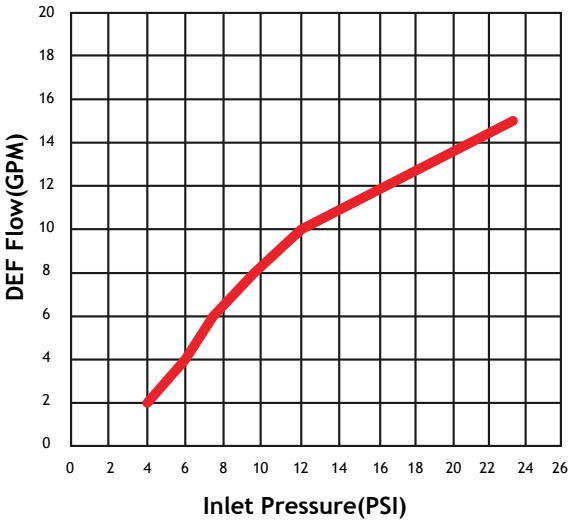
## Dimensions



## Construction

Body	Die cast, anodized aluminum with high-impact polymer handguard
Seals	Fluorocarbon
Spout	19 mm diameter
Packing	Double o-ring seal protected by fiber-reinforced Teflon®
Lever	Two-piece polymer EZ lever
Inlet	19 mm BSPP

X DEF NOZZLE AVERAGE BACK PRESSURE PERFORMANCE VERIFICATION



# X DEF EZL Nozzles

Automatic shut-off Diesel Exhaust Fluid (DEF) nozzle for full-service and self-service stations.

## Nozzle Options

### Nozzle Guard Options

Full Grip Guard

Mate Guard



### Waffle Guard Options


1808 Waffle Guard



### Lever Options

Lever without Hold Open Clip

Lever with Hold Open Clip



### Handguard Options


Standard Polymer Handguard  
Gilbarco Polymer Handguard (with or without Magnet)  
Tokheim Polymer Handguard (with or without Magnet)  
Wayne Polymer Handguard (with or without Magnet)



### Latch Plate Options

1 - Position Latch Plate

2 - Position Latch Plate



# X DEF EZL Nozzles

**Automatic shut-off Diesel Exhaust Fluid (DEF) nozzle for full-service and self-service stations.**

## System Options

### Safe-T-Breaks®

MODEL NO.	DESCRIPTION
012659	3/4" F x 3/4" F BSPP Reconnectable Safe-T-Break®

### Swivels

MODEL NO.	DESCRIPTION
007282	3/4" M BSPP x 3/4" Hose Barb Roller Bearing Inline Swivel
010936	3/4" M BSPP x 3/4" Hose Barb Inline Swivel
012656	3/4" M x 3/4" F BSPP Roller Bearing Inline Swivel

### Spouts

MODEL NO.	DESCRIPTION
007360	with Spout Ring and Flo-Stop®
007362	with Flo-Stop®
007364	with Spout Ring and Magnetic Accufuel® Safety Feature

### Guards

MODEL NO.	DESCRIPTION
001808	Waffle Splash Guard
003795	Mate Nozzle Guard
007361	Handle Cover (Black)
014114	International Mate Nozzle Guard

### Accessories, Testing and Maintenance

MODEL NO.	DESCRIPTION
007522	3/4" BSPP Seal Kit Assembly
013285	with StreamShaper®

### Swivel/Safe-T-Break® Combos

MODEL NO.	DESCRIPTION
012828	3/4" BSP M Multi-Plane Swivel connected to 3/4" BSP F Reconnectable Safe-T-Break®
012887	3/4" BSP M Multi-Plane Swivel connected to 1" BSP F Reconnectable Safe-T-Break®
012890	3/4" BSP M Multi-Plane Swivel connected to 1" BSP M Reconnectable Safe-T-Break®

### Guard Color Chart

COLOR	SUFFIX	COLOR	SUFFIX	COLOR <i>CUSTOM</i>	SUFFIX
Blue	-01	Gold	-08	Amoco Blue	-07 <i>CUSTOM</i>
Red	-02	Silver	-09	Apple Green	-18 <i>CUSTOM</i>
Green	-03	BP Green	-16	Purple	-19 <i>CUSTOM</i>
Black	-04	M Blue	-25	Pink	-20 <i>CUSTOM</i>
Yellow	-05	Orange	-39	BPS Green	-22 <i>CUSTOM</i>
White	-06				

Scuff Guards are to be ordered with the corresponding guard color option added to the model number. Example: If BLUE guards are desired, add guard color option -01 to the model number (159504-01). For custom colors, a minimum order of 4,000 guards will be required.



**John M. Ellsworth Co., Inc.**

P.O. Box 240072  
8700 West Bradley Road  
Milwaukee, WI 53224

800-333-3331 **PHONE**

info@jmesales.com **E-MAIL**  
www.JMESales.com **WEB**

**MADE IN THE U.S.A.**

