

Instructions – Parts List



Lube Equipment Couplers, Adapters, Nozzles, and Z-Swivels

306708G



Important Safety Instructions

Read all warnings and instructions in this manual.
Save these instructions.

PROVEN QUALITY. LEADING TECHNOLOGY.



Symbols

Warning Symbol



This symbol alerts you to the possibility of serious injury or death if you do not follow the instructions.

Pressure Relief Procedure

1. Turn off the power supply to the pump.
2. Trigger the valve into a waste container to relieve pressure.
3. Open any bleed-type master air valves and fluid drain valves in the system.
4. Leave the drain valve open until you have completed repairs and are ready to pressurize the system.

WARNING



INSTRUCTIONS

EQUIPMENT MISUSE HAZARD

Equipment misuse can cause the equipment to rupture or malfunction and result in serious injury.

- This equipment is for professional use only.
- Read all instruction manuals, tags, and labels before operating the equipment.
- Use the equipment only for its intended purpose. If you are not sure, call Graco Technical Assistance at 1-800-543-0339.
- Use only genuine Graco parts and accessories.
- Check equipment daily. Repair or replace worn or damaged parts immediately.
- Do not exceed the maximum working pressure of the lowest rated system component. Refer to the part's drawing for the maximum working pressure of this component.
- Use fluids and solvents which are compatible with the equipment wetted parts. Refer to the **Technical Data** section of all equipment manuals. Read the fluid and solvent manufacturer's warnings.
- Do not use 1,1,1-trichloroethane, methylene chloride, other halogenated hydrocarbon solvents or fluids containing such solvents in pressurized aluminum equipment. Such use could result in a chemical reaction, with the possibility of explosion.
- Do not use hoses to pull equipment.
- Route hoses away from traffic areas, sharp edges, moving parts, and hot surfaces. Do not expose Graco hoses to temperatures above 82_C (180_F) or below -40_C (-40_F).
- Do not lift pressurized equipment.
- Comply with all applicable local, state, and national fire, electrical, and safety regulations.

! WARNING



SKIN INJECTION HAZARD

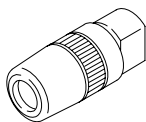
Spray from the dispensing valve, leaks or ruptured components can inject fluid into your body and cause extremely serious injury, including the need for amputation. Fluid splashed in the eyes or on the skin can also cause serious injury.

- Fluid injected into the skin may look like just a cut, but it is a serious injury. **Get immediate surgical treatment.**
- Do not point the dispensing valve at anyone or at any part of the body.
- Do not put your hand or fingers over the end of the dispensing valve.
- Do not stop or deflect leaks with your hand, body, glove or rag.
- Use only extensions and no-drip tips which are designed for use with your dispensing valve.
- Do not use a low pressure flexible nozzle with this equipment.
- Follow the **Pressure Relief Procedure** on page 2 before cleaning, checking or servicing the equipment.
- Never attempt to force lubricant into a fitting.
- Tighten all fluid connections before operating the equipment.
- Check the hoses, tubes, and couplings daily. Replace worn or damaged parts immediately. Do not repair high pressure couplings; you must replace the entire hose.

Hydraulic Couplers

Taper Nose Hydraulic Coupler 200325

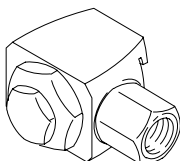
8000 psi (560 bar) Maximum Working Pressure



3588

Standard Button-Head Hydraulic Coupler 200020

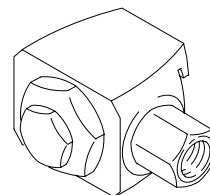
2500 psi (175 bar) Maximum Working Pressure



3589

Giant Button-Head Hydraulic Coupler 200021

2000 psi (140 bar) Maximum Working Pressure



3590

Adapters

Hydraulic Adapter Accessory Kit 205592

See the separate listing for each kit component for replacement parts and maximum working pressures.

Ref. No.	Part No.	Description	Qty.
1	201881	ADAPTER, hydraulic-to-push; See below	1
2	203504	HOSE, nozzle; with lock-sleeve connector; See page 6	1
4	205532	ADAPTER, hydraulic-to-steel needle; See below	1
3	205554	ADAPTER, plug; See page 5	1
4	205568	ADAPTER, nylon needle; See at right	1
5	205582	ADAPTER, hydraulic-to-nylon needle; See at right	1

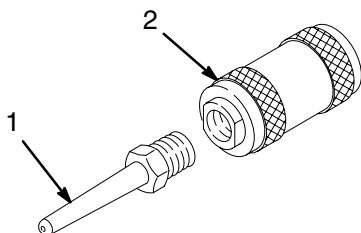
Low Pressure Adapters

Hydraulic-to-Steel Needle Adapter 205532

250 psi (18 bar) Maximum Working Pressure

For flush fittings

Ref. No.	Part No.	Description	Qty.
1	164799	NEEDLE, adapter	1
2	203497	CONNECTOR, locking sleeve	1

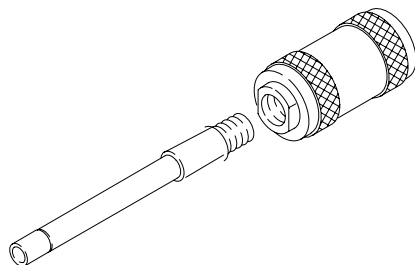


0108

Hydraulic-to-Push Adapter 201881

250 psi (18 bar) Maximum Working Pressure

For U-joints and low pressure service



03591

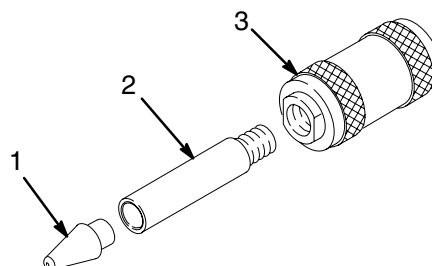
Hydraulic-to-Nylon Needle Adapter 205582

250 psi (18 bar) Maximum Working Pressure

For removable plugs

Ref. No.	Part No.	Description	Qty.
1	164771*	NOZZLE, fluid	1
2	164757	TUBE, adapter; 2 in. (51 mm) long	1
3	203497	CONNECTOR, locking sleeve	1

*Recommended spare part to keep on hand



0109

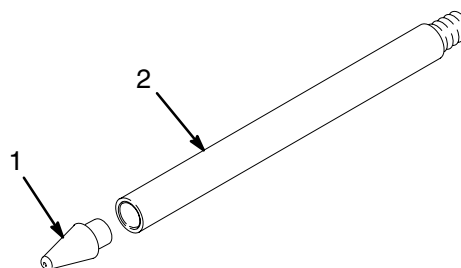
Nylon Needle Adapter 205568

250 psi (18 bar) Maximum Working Pressure

For removable plugs

REF NO.	PART NO.	DESCRIPTION	QTY
1	164771*	NOZZLE, fluid	1
2	164772	TUBE, adapter, needle; 1/8 npt; 5 in. (127 mm) long	1

*Recommended spare part to keep on hand



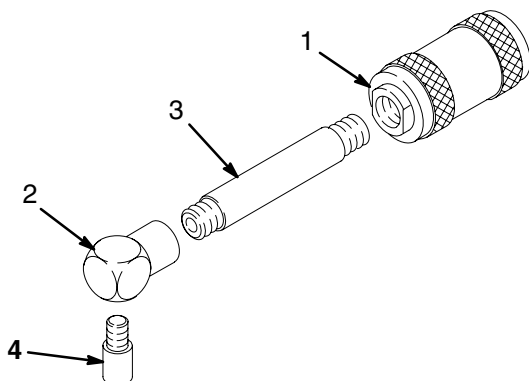
0107

Adapters

90° Lube Adapter 223187

250 psi (18 bar) Maximum Working Pressure

Ref. No.	Part No.	Description	Qty.
1	203497	CONNECTOR, locking sleeve	1
2	185914	ADAPTER	1
3	151249	NIPPLE	1
4	156563	TIP, nozzle	1



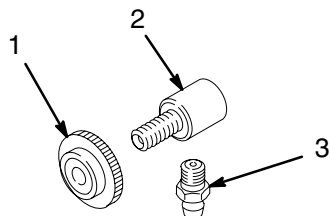
0110

Medium Pressure Adapter

90° Plug Adapter 205554

700 psi (49 bar) Maximum Working Pressure
For removable plugs

Ref. No.	Part No.	Description	Qty.
1	205559	NUT, lock; 1/4-28	1
2	164762	ADAPTER, 90°	1
3	100846	FITTING, hydraulic, 1/4-28 thread	1

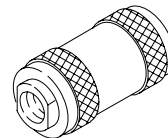


0106

High Pressure Adapters

Locking Sleeve Connector 203497

6000 psi (420 bar) Maximum Working Pressure
For quick connection to taper nose coupler

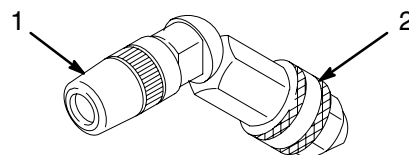


03593

360° Grease Swivel & Coupler Kit 203597

6000 psi (420 bar) Maximum Working Pressure

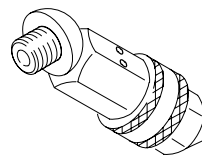
Ref. No.	Part No.	Description	Qty.
1	200325	COUPLER, hydraulic	1
2	203198	SWIVEL, 360°	1



03595

360° Grease Swivel 203198

6000 psi (420 bar) Maximum Working Pressure



03592

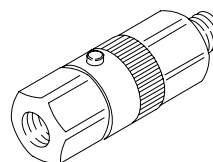
Straight Swivels

8000 psi (560 bar) Maximum Working Pressure

204082 1/8 npt(m) x 1/8 npt(f)

204083 1/4 npt(m) x 1/8 npt(f)

204084 1/4 npt(m) x 1/4 npt(f)



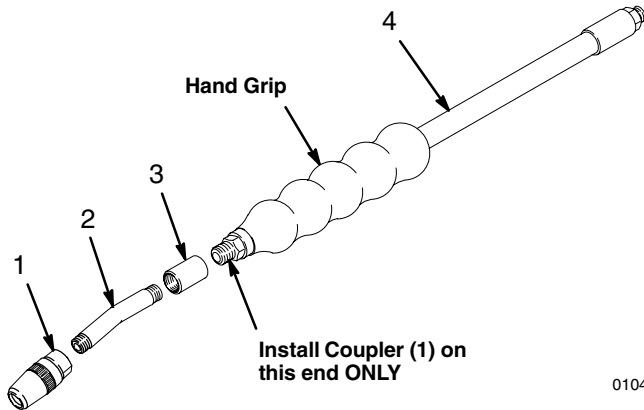
03594

Grease Nozzles

Hose Nozzle 204204

5000 psi (350 bar) Maximum Working Pressure

Ref. No.	Part No.	Description	Qty.
1	200325	HYDRAULIC, coupler	1
2	151277	TUBE, adapter; 2.5 in. (64 mm) long	1
3	100451	COUPLING, pipe; 1/8 npt	1
4	109145	HOSE, coupled; 1/8 npt(m); 0.25" (6.4 mm) ID; 12 in. (305 mm) long	1



0104

⚠ WARNING

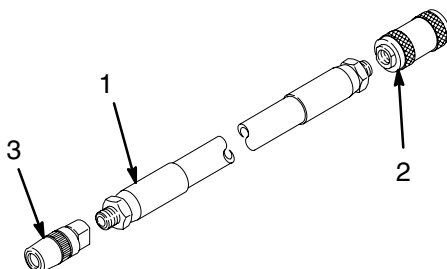
To reduce the risk of serious injury, including fluid injection:

- Only install a coupler on the hand grip end of the hose, as shown above. Never install a coupler on the other end of the hose.
- Never use the flexible extension without the hand grip in place.

Hose Nozzle 203504

5000 psi (350 bar) Maximum Working Pressure
With Lock Sleeve Connector

Ref. No.	Part No.	Description	Qty.
1	154289	HOSE, 3/16 in. ID, 12 in. long, cpld 1/8 npt (m)	1
2	203497	CONNECTOR, locking sleeve	1
3	200325	COUPLER, hydraulic	1

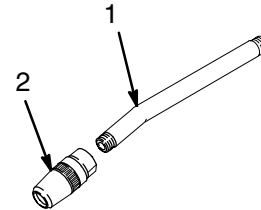


0103

Standard Grease Nozzle 200389

8000 psi (560 bar) Maximum Working Pressure

REF NO.	PART NO.	DESCRIPTION	QTY
1		TUBE, adapter; 1/8 npt(m); 6 in. (152 mm) long; <i>Not sold separately</i>	1
2	200325	COUPLER, hydraulic	1



0099

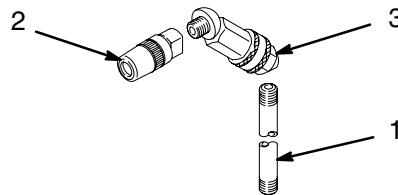
Swivel Grease Nozzle

6000 psi (420 bar) Maximum Working Pressure

204072 6" (152 mm) long

204897 12" (305 mm) long

Ref. No.	Part No.	Description	Qty.
1	150622	TUBE, extension; 1/8 npt(m); 6 in. (152 mm) long; <i>204072 only</i>	1
	155836	TUBE, extension; 1/8 npt(m); 12 in. (305 mm) long; <i>204897 only</i>	1
2	200325	COUPLER, hydraulic; <i>See separate parts list on front cover</i>	1
3	203198	SWIVEL, 360°	1



0105

Z-Swivels

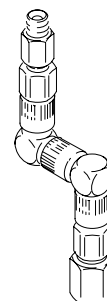
Z-Swivels

6500 psi (450 bar) Maximum Working Pressure

202577 1/4–18 npt

224569 3/8–18 npt

202579 1/8–27 npt (m); 1/4–18 npt (f)



03596

[illegible]

Graco Standard Warranty

Graco warrants all equipment manufactured by Graco and bearing its name to be free from defects in material and workmanship on the date of sale to the original purchaser for use. With the exception of any special, extended, or limited warranty published by Graco, Graco will, for a period of twelve months from the date of sale, repair or replace any part of the equipment determined by Graco to be defective. This warranty applies only when the equipment is installed, operated and maintained in accordance with Graco's written recommendations.

This warranty does not cover, and Graco shall not be liable for general wear and tear, or any malfunction, damage or wear caused by faulty installation, misapplication, abrasion, corrosion, inadequate or improper maintenance, negligence, accident, tampering, or substitution of non-Graco component parts. Nor shall Graco be liable for malfunction, damage or wear caused by the incompatibility of Graco equipment with structures, accessories, equipment or materials not supplied by Graco, or the improper design, manufacture, installation, operation or maintenance of structures, accessories, equipment or materials not supplied by Graco.

This warranty is conditioned upon the prepaid return of the equipment claimed to be defective to an authorized Graco distributor for verification of the claimed defect. If the claimed defect is verified, Graco will repair or replace free of charge any defective parts. The equipment will be returned to the original purchaser transportation prepaid. If inspection of the equipment does not disclose any defect in material or workmanship, repairs will be made at a reasonable charge, which charges may include the costs of parts, labor, and transportation.

THIS WARRANTY IS EXCLUSIVE, AND IS IN LIEU OF ANY OTHER WARRANTIES, EXPRESS OR IMPLIED, INCLUDING BUT NOT LIMITED TO WARRANTY OF MERCHANTABILITY OR WARRANTY OF FITNESS FOR A PARTICULAR PURPOSE.

Graco's sole obligation and buyer's sole remedy for any breach of warranty shall be as set forth above. The buyer agrees that no other remedy (including, but not limited to, incidental or consequential damages for lost profits, lost sales, injury to person or property, or any other incidental or consequential loss) shall be available. Any action for breach of warranty must be brought within two (2) years of the date of sale.

Graco makes no warranty, and disclaims all implied warranties of merchantability and fitness for a particular purpose in connection with accessories, equipment, materials or components sold but not manufactured by Graco. These items sold, but not manufactured by Graco (such as electric motors, switches, hose, etc.), are subject to the warranty, if any, of their manufacturer. Graco will provide purchaser with reasonable assistance in making any claim for breach of these warranties.

In no event will Graco be liable for indirect, incidental, special or consequential damages resulting from Graco supplying equipment hereunder, or the furnishing, performance, or use of any products or other goods sold hereto, whether due to a breach of contract, breach of warranty, the negligence of Graco, or otherwise.

FOR GRACO CANADA CUSTOMERS

The parties acknowledge that they have required that the present document, as well as all documents, notices and legal proceedings entered into, given or instituted pursuant hereto or relating directly or indirectly hereto, be drawn up in English. Les parties reconnaissent avoir convenu que la rédaction du présente document sera en Anglais, ainsi que tous documents, avis et procédures judiciaires exécutés, donnés ou intentés à la suite de ou en rapport, directement ou indirectement, avec les procédures concernées.

Graco Phone Number

TO PLACE AN ORDER, contact your Graco distributor, or call this number to identify the distributor closest to you:
1-800-533-9655 Toll Free.

*All written and visual data contained in this document reflects the latest product information available at the time of publication.
Graco reserves the right to make changes at any time without notice.*

MM 306708

Graco Headquarters: Minneapolis
International Offices: Belgium, Korea, China, Japan

GRACO INC. P.O. BOX 1441 MINNEAPOLIS, MN 55440-1441

www.graco.com

306708 Rev. G 06/2006