














CE94/2500XX



Aluminium Handle

Features & Benefits


-  Bumper ring protects against glancing blows.
-  3 Year Warranty on all metal parts.*
-  Tapered lead-in of coupler ensures failsafe alignment with tank adaptor.
-  Instant "snap on" fixture to tank adaptor.
-  Four wrap-around extended triggers lock the coupler securely in place.
-  SAFELOAD will not open unless connected correctly nor uncouple until fully closed.
-  Compression spring energised main seal.
-  All seals may be replaced in-situ using the correct tools and procedure.
-  Wear critical components tested to simulate over 5 years continual service.
-  Trigger design allows full alignment and connection even if loading arms are crossed over.
-  Release handle has fewer parts so it is very easy to strip down.
-  The shaft and nut assembly is easy to maintain.
-  The double seal arrangement stops dirt from entering the seal pocket.

MAJOR OIL COMPANY APPROVED

*under standard environmental conditions.
See www.fortvale.com/FVETCOFSALE.pdf (paragraph 9)

Service Guidelines

Fort Vale recommends a monthly visual inspection on couplers over 6 months old. It should be noted that the life of the coupler is not only determined by the frequency of use but also by the product carried.

 Operating Instructions for Safeload semi-automatic coupler - **OPIN21**

Safeload Semi-Automatic API Coupler - Designed for bottom loading with a unique wrap-around trigger design that follows the profile of the loading adaptor, covering more than 60% of its circumference.

4" TTMA inlet flange. Outlet connection complies with API RP 1004. Materials of construction - hard anodised aluminium, nitrided steel and stainless steel. Fitted with Viton B seals and stainless steel operating handle as standard. Operating instructions included.

Seal options - See Range

Options - Version with integral drain pot. High pressure version. Manually operated version. Available with ball-end aluminium handle.

Specification

Part Number : CE94/2500XX - Stainless steel handle
CE94/2400XX - Aluminium handle

XX indicates variable seal material, see Range

Weight	12.15 Kg
Design Pressure (MAWP)	6 Bar (87 PSI)
Test Pressure	10 Bar (145.0 PSI)
Max. Surge Pressure	15 Bar (217.5 PSI)

Compliant with ATEX Group II, Cat 2; EN 13083 & API RP1004 (2003).

Range

Part No.	Seal Material/Colour	Temp. Range
CE94/2X00	Viton B - Black	-13°C to +50°C +9°F to +122°F
CE94/2X00GF	Viton GFLT-S - Grey	-23°C to +50°C -9°F to +122°F
CE94/2X00MF	Ultra-low temp. Fluorocarbon - Brown	-40°C to +50°C -40°F to +122°F
CE94/2X00PF	Perfluoroelastomer - Green	-15°C to +50°C +5°F to +122°F

X in Part No. above indicates variable handle. See Specification above.

Associated Parts

Associated Parts	Part Number
Extended inlet spool piece - *See Note	94/22XX
Loading adaptor wear gauge	94/2150
Parking nose - Bottom Loading Coupler	94/25PC
Coupler seal replacement tool	400/9420
4" TTMA Check valve	94/3690XX/X

*NOTE : "XX" indicates variable length

JME ELLSWORTH
A John M. Ellsworth Company

John M. Ellsworth Co., Inc.

P.O. Box 240072
8700 West Bradley Road
Milwaukee, WI 53224

800-333-3331 PHONE
info@jmesales.com E-MAIL
www.JMESales.com WEB