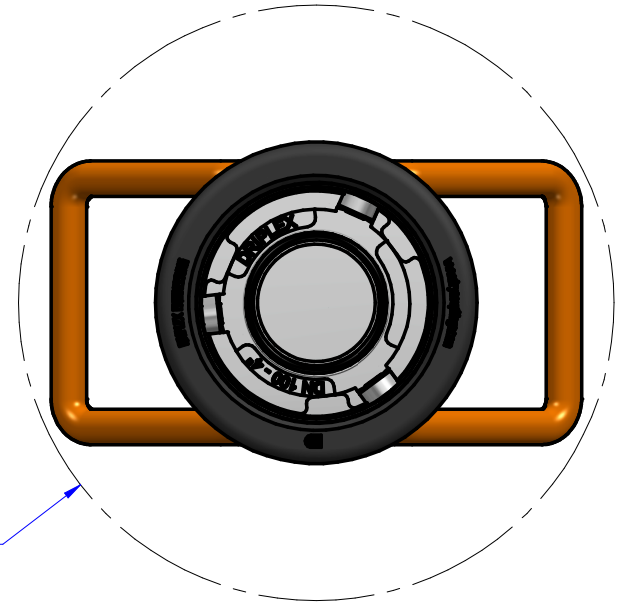
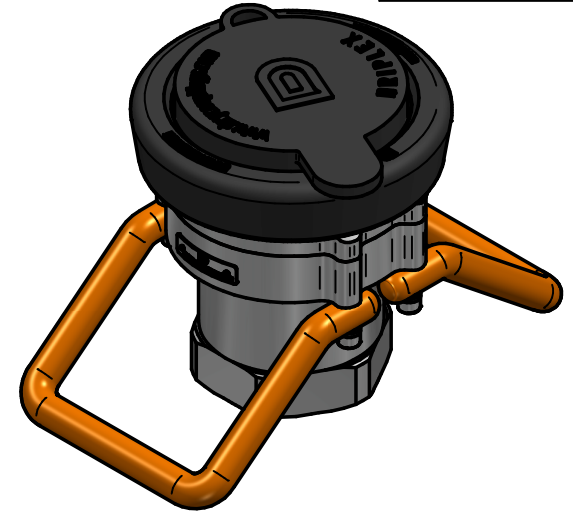
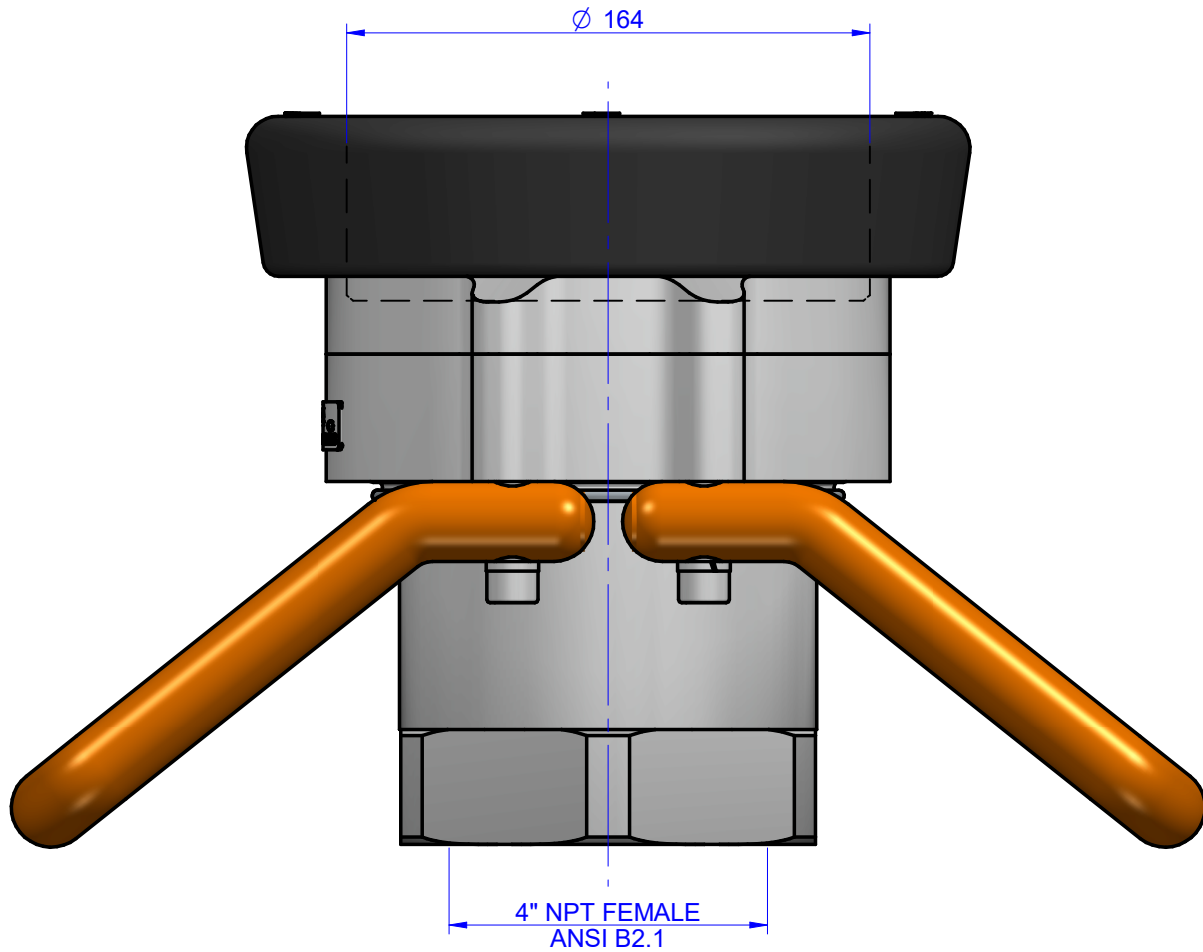


ALL DIMENSIONS ARE IN MM  
DO NOT SCALE THE DRAWING



Weight : 18.7 kg  
Working Pressure : 25 bar  
Testing Pressure : 37.5 bar

Ø 420  
DIA. Required  
For Installation

INSTRUCTION :-  
1) All unspecified sharp edges to be 0.2X45° Chf..  
2) All HOLES & PCD maintain within tolerance  $\pm 0.03$   $\leq 0.02$   
3) Please refer general tolerance wherever tolerance not mentioned.  
4) All finished dimension to be maintained after surface treatment.

NOTE :-  
HEAT-TREATMENT :- N.A.  
SURFACE-TREATMENT :- N.A.

QTY.:- 01 No.

General Tolerance  
For Machining : ISO 2768- mK  
weldment: ISO 13920-AE

**DRIPLEX**  
ENGINECH  
**DRIPLEX**  
ENGINECH

NAME	SIGN	DATE
DRAWN	AMB	24/01/20
CHECKED	JMJ	24/01/20
APPROVED	VVM	24/01/20

COUPLING :- 4H-SV-9-1-0

TITLE :-  
4" DDC HU ASSEMBLY

DRG.NO :- 4H-SV-9-1-0

MAT. :- STAINLESS STEEL

IN	0.012	0.025	0.05	0.1	0.2	0.4	0.8	1.6	3.2	6.3	12.5	25	50
GRADES	N1	N2	N3	N4	N5	N6	N7	N8	N9	N10	N11	N12	
ISO 128													

REV.	DESCRIPTION	INFORMED BY	DATE	REVISION BY

REV. 00

