




Clean Fuel & Lubricant Solutions

Dual Head with 50 psi Bypass

P574958

The Clean Solutions Dual Head with 50 psi Bypass was specifically designed for inline applications that cannot lose flow and for circuits where the pump is not equipped with an internal bypass. Bypass is not recommended for most other single pass applications as fluids will not be filtered if the system is unintentionally left in bypass mode.

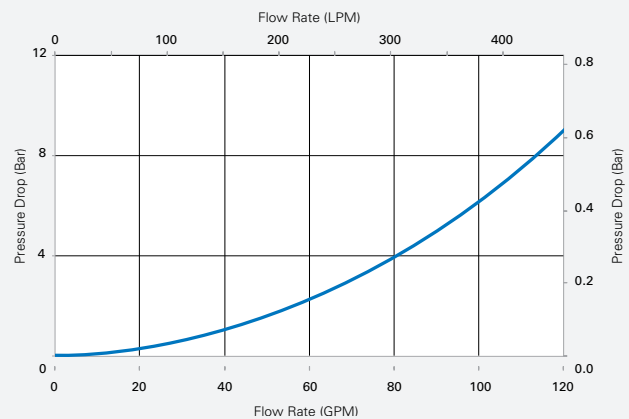
Clean Solutions filters provide unsurpassed fluid cleanliness in a single pass. Filter heads have robust, aluminum construction with steel inserts to minimize metal-to-metal bonding, or galling, between the head and the filter. Viton® seals are used to maintain compatibility with most fluids.



SPECIFICATIONS

Connection	1 ½" SAE 4-Bolt
Filter Quantity*	2
Max. Flow Range**	125 gpm / 473 lpm
Fluid Compatibility	All diesel fuels and lubricants
Working Pressure	350 psi / 2413 kPa / 24.1 bar
Rated Pressure Burst	800 psi / 5520 kPa / 55.2 bar
Operating Temperature	-40 to 245 °F / -40 to 118 °C
Visual Service Indicator	50 psi
Construction	Aluminum head with threaded steel inserts and Viton™ seals
Compatible Filters	DBB8664, DBB8665, DBB8666, DBB5333, DBB0248, DBB8777, DBB7733

Dual Filter Head



*Filters sold separately

**Actual flow rate varies based on fluid viscosity, pumping pressure and filter loading.

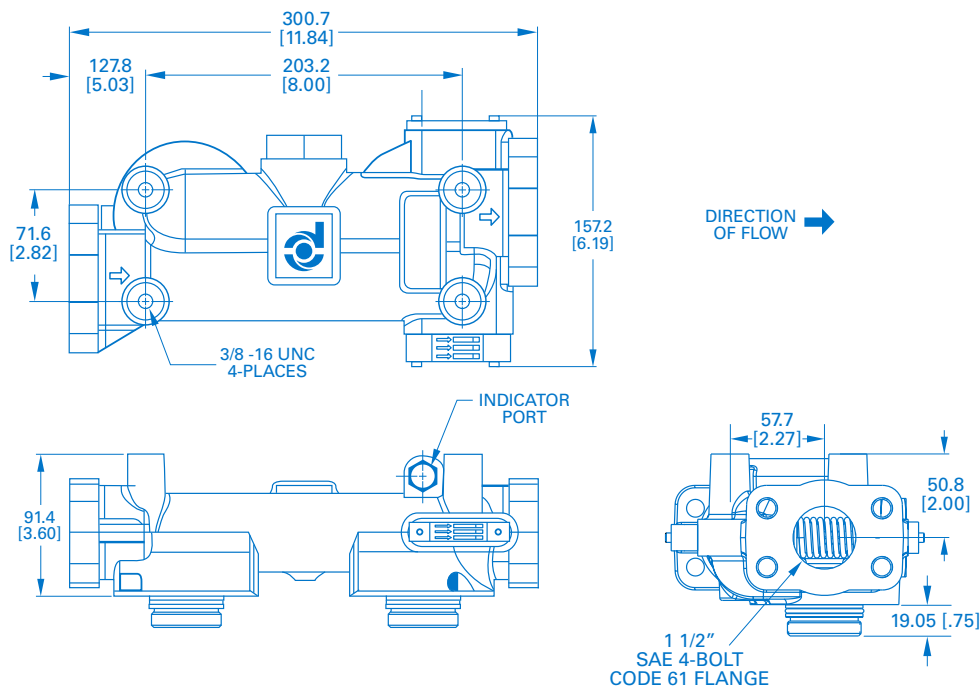
FEATURES

- 50 PSI bypass valve
- 50 PSI visual service indicator can be mounted on either side of the head by interchanging with blanking plate
- Can easily be installed in Clean Solutions manifolds at the factory or in the field

APPLICATIONS

- Filtration circuits that can't lose flow (inline lube)
- Circuits where the pump is not equipped with or can't go into bypass
- Bypass is NOT recommended for most single pass transfer applications

DIMENSIONS



INSTALLATION

- Install on pressure side of pump with arrows pointing in direction of flow
- If needed, use thread sealant to install pipe fittings to convert head to existing connections
- Install filter head(s) into the system per local codes and regulations
- Bolts for the indicator and blanking plates are different lengths, to avoid mix-up
- Ensure sealing face is clean, then oil lightly o-rings on both head and filter
- Allow 1 1/2" / 38.1 mm clearance to change filters
- Not for use in high pressure applications (over 350 psi / 2413 kPa / 24.1 bar)

REPLACEMENT PARTS & MAINTENANCE SCHEDULE

- Use with Clean Solutions filter models DBB8664, DBB8665, DBB8666, DBB5333, DBB0248
- Service filter when flow slows or predetermined differential pressure is reached
- When a dual head is used, always change both filters, using identical filter model for both
- When adding water absorbers, connect two dual heads in series with particulate filters primary and water absorbing filters second
- Isolate head and relieve pressure prior to servicing
- Loosen filter by rotating counter clockwise using strap wrench
- Install clean filter by rotating clockwise, tighten 1/2 turn after filter seats in gasket
Use strap wrench if needed, but do not over tighten
- Dispose of used filter appropriately

MyClean**DIESEL**.com

Achieve More.

Visit MyCleanDiesel.com
for your own Clean Solutions.

