



Clean Fuel & Lubricant Solutions

Single Filter Head 1 1/4" NPTF

P570330

Clean Solutions filter heads can handle up to 65 gpm / 246 lpm. They feature robust, aluminum construction with steel inserts to minimize metal-to-metal galling between the head and the filter, even when used with diesel fuel.

Viton® seals are compatible with the widest range of fluids and maintain integrity in cold weather. The head is leak-free, ensuring that fluids stay in and contaminants stay out.

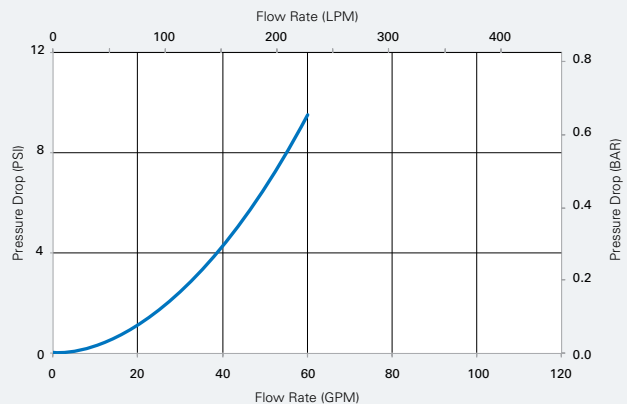
For maximum cleanliness, use Clean Solutions heads with Clean Solutions filters.



SPECIFICATIONS

Connection	1 1/4" NPTF
Filter Quantity*	1
Max. Flow Range**	65 gpm / 246 lpm
Fluid Compatibility	All diesel fuels and lubricants
Working Pressure	350 psi / 2413 kPa / 24.1 bar
Rated Static Burst	800 psi / 5520 kPa / 55.2 bar
Operating Temperature	-40 to 245 °F / -40 to 118 °C
Indicator Port	Use to adapt pressure gauges or sampling ports (sold separately)
Construction	Aluminum head with threaded steel inserts and Viton™ seals
Compatible Filters	DBB8664, DBB8665, DBB8666, DBB5333, DBB0248, DBB8777, DBB7733

Single Filter Head Pressure Drop



*Filters sold separately

**Actual flow rate varies based on fluid viscosity, pumping pressure and filter loading.

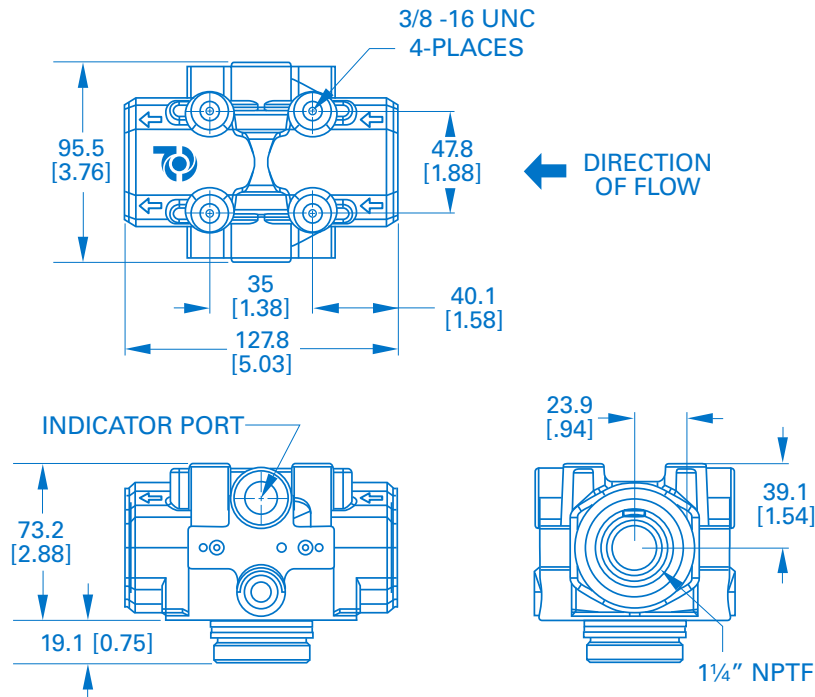
FEATURES

- Steel inserts safe for use with diesel fuel
- Pre-ported for optional pressure gauges or service indicators
- Convenient NPTF 1 1/4" connection
- Flow rates up to 65 gpm / 246 lpm

APPLICATIONS

- For use with Clean Solutions filters
- All diesel fuels and lubricants
- Lower working pressure systems (up to 350 psi / 2413 kPa / 24.1 bar)

DIMENSIONS

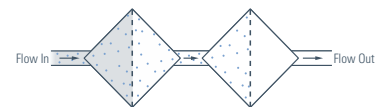


INSTALLATION

- Install on pressure side of pump with arrows pointing in direction of flow
- If needed, use thread sealant to install pipe fittings to convert head to existing connections
- Install filter head(s) into the system per local codes and regulations
- Ensure sealing face is clean, then oil lightly o-rings on both head and filter
- Install filter on head by spinning clockwise, tighten 1/2 turn after filter seats in gasket
- Allow 1 1/2" / 38.1 mm clearance to change filters
- Not for use in high pressure applications (over 350 psi / 2413 kPa / 24.1 bar)

2 Single Heads in Series

Two filter heads may be installed in series to accommodate the addition of a water absorber in the secondary position.



REPLACEMENT PARTS & MAINTENANCE SCHEDULE

- Use with Clean Solutions filter models DBB8664, DBB8665, DBB8666, DBB5333, DBB0248
- Service filter when flow slows or predetermined differential pressure is reached
- Isolate filter and relieve pressure prior to servicing
- Loosen filter by rotating counter clockwise using strap wrench
- Install clean filter by rotating clockwise, tighten 1/2 turn after filter seats in gasket
Use strap wrench if needed, but do not over tighten
- Dispose of used filter appropriately

MyClean**DIESEL**.com

Achieve More.

Visit MyCleanDiesel.com for your own Clean Solutions.

