



- Durable, lightweight Acetal plastic
- Accommodates 1/2” - 1” hose
- Easy-turning handle
  - ◇ Also available in epoxy-coated aluminum
- Full port opening
- Locking tab on handle
- Arrows on handle indicate flow path
- Supports either 2 or 3 flow-path mode

**Performance**

<b>Max Pressure</b>	40 psi (2.8 kg/cm <sup>2</sup> )
<b>Max Service Temp</b>	212°F (100°C)

**Materials**

<b>Body &amp; Ports*</b>	Acetal Plastic (Gray)
<b>Handle</b>	Acetal Plastic (Gray) or Epoxy-coated Aluminum
<b>Seat*</b>	Santoprene
<b>Fasteners</b>	Stainless Steel
<b>Spacers</b>	Polypropylene (Black)
<b>Lubricant*</b>	Dow Corning Silicone Grease #44

\* In contact with fluid

**Available Ports**

	in 1/2	5/8	3/4	1
	cm 1.27	1.6	1.91	2.54
<b>Hose (Smooth)</b>				<b>S</b>
<b>NPT Female (Tapped)</b>	•			
<b>NPT Male (Threaded)</b>			•	
<b>Barbed Adapter (Straight)</b>	•	•	•	
<b>90° Barbed Adapter (Elbow)</b>	•	•	•	

S Standard • Optional

**Handle Options**



Straight  
(Acetal Plastic)



1-1/2 in  
V-Shape - Standard  
(Acetal Plastic or Epoxy-coated Aluminum)

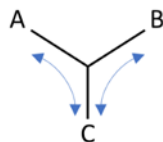


2-3/4 in  
V-Shape - Long  
(Acetal Plastic or Epoxy-coated Aluminum)

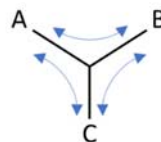
**Optional 2-Way or 3-Way Flow Mode**




Easily removable travel stop ring converts from 2 flow-path mode to 3 flow-path mode





**2 Flow-Path Mode**  
Flow path A-to-C or B-to-C



**3 Flow-Path Mode**  
Flow path A-to-C, B-to-C or A-to-B



Y-Valve handle features lockable tab (A) and arrows (B) to indicate direction of flow.




	in	cm
<b>A</b>	4	10.2
<b>B</b>	13/16	2.1
<b>C</b>	4-1/8	10.5
<b>D</b>	1-7/8	4.8
<b>E</b>	3-1/8	7.9
<b>F</b>	3-9/16	9.0
<b>G</b>	4	10.2
<b>Weight</b>	0.35 lb	0.16 kg
<b>Weight (alum. handle)</b>	0.45 lb	0.20 kg

# Sea-Lect® Y-Valve YV-094D



**Example: YV-094D-L-30-505050**

- Sea-Lect Y-Valve
- Model style 94 (Acetal Plastic / Gray)
- Inline mounting
- Epoxy-coated Aluminum V-Shaped Handle
- No Trim Ring
- 1" Smooth Hose Connections



Sea-Lect Product	
Option	Code
Y-Valve	YV

Family	
Option	Code
1" Nominal Port Size	094D

Mounting Style	
Option	Code
Base Mount	B

**YV - 094D - L - 3 0 - 50 50 50**

Activation	
Option	Code
Straight Handle (Acetal Plastic)	2
V-Handle (Aluminum)	3
V-Handle (Aluminum) - Long	4
V-Handle (Acetal Plastic)	5
V-Handle (Acetal Plastic) - Long	6

Trim Ring (Face Plate)	
Option	Code
None	0

Option	Code		
	Port A	Port B	Port C
1/2" NPT Tapped	31	31	31
1/2" Barbed Adapter	37	37	37
1/2" 90° Barbed Adapter	38	38	38
5/8" Barbed Adapter	27	27	27
5/8" 90° Barbed Adapter	28	28	28
3/4" NPT Threaded	42	42	42
3/4" Barbed Adapter	47	47	47
3/4" 90° Barbed Adapter	48	48	48
1" Smooth	50	50	50