



(Shown mounted to plexiglass plate)

- Durable, lightweight Acetal plastic
- Accommodates 1/2" - 1" hose
- Easy turning handle
 - Also available in epoxy-coated aluminum
- Flush-mounted so that only handle and bonnet/trim ring are visible
 - Max deck/wall thickness: 5/8 in.
- Locking tab on handle
- Arrows on handle indicate flow path
- Full port opening; supports either 2 or 3 flow-path mode

Performance

Max Pressure	40 psi (2.8 kg/cm ²)
Max Service Temp	212°F (100°C)

Available Ports

	in	1/2	5/8	3/4	1
	cm	1.27	1.6	1.91	2.54
Hose (Smooth)					S
NPT Female (Tapped)	•				
NPT Male (Threaded)				•	
Barbed Adapter (Straight)	•	•	•		
90° Barbed Adapter (Elbow)	•	•	•		

S Standard • Optional

Materials

Body & Ports*	Acetal (Gray)
Handle	Acetal (Gray) or Epoxy-coated Aluminum
Seat*	Santoprene
Fasteners	Stainless Steel
Spacers	Polypropylene (Black)
Lubricant*	Dow Corning Silicone Grease #44

* In contact with fluid

Handle Options

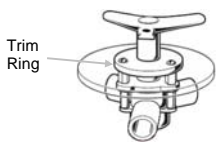


Straight
(Acetal Plastic)



V-Shape
(Acetal Plastic or Aluminum)

Optional Face Plates (Trim Rings)



Trim Ring



Bonnet (standard;
Acetal)



Raw Water—Fresh
Water (Black
Laminate)



Livewell—
Washdown (Acetal)

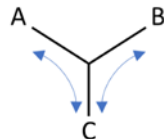


Livewell—
Washdown (Black
Laminate)



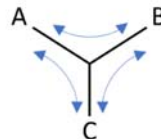
Optional 2-Way or 3-Way Flow Mode

Easily removable travel stop ring converts from 2 flow-path mode to 3 flow-path mode




2 Flow-Path Mode

Flow path A-to-C
or B-to-C

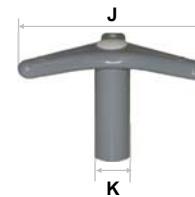
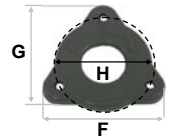


3 Flow-Path Mode

Flow path A-to-C,
B-to-C or A-to-B



Y-Valve handle features lockable tab (A) and arrows (B) to indicate direction of flow.



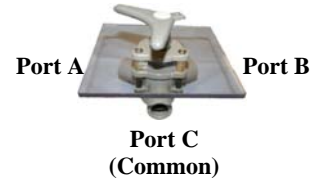
	in	cm
A	2-5/8	6.7
B	3-3/4	9.5
C	4-1/4	10.8
D	4	10.2
E	3-9/16	9.0
F	2-1/2	6.4
G	2-3/8	6.0
(Bolt Circle Diam) H	1-3/4	4.4
J	4-1/8	10.5
(Ctr Shaft Diam) K	13/16	2.1
Mounting Holes	3/16	0.5
Weight	0.45 lb	0.20 kg
Weight (alum. handle)	0.60 lb	0.27 kg

Sea-Lect® Y-Valve YV-094D-F



Example: YV-094D-F-41-505050

- Sea-Lect Y-Valve
- Model style 94 (Acetal Plastic / Gray)
- Flush mounting
- Epoxy-coated Aluminum V-Shaped Handle
- Bonnet Trim Ring
- 1" Smooth Hose Connections



Sea-Lect Product	
Option	Code
Y-Valve	YV

Family	
Option	Code
1" Nominal Port Size	094D

Mounting Style	
Option	Code
Flush Mount	F

YV - 094D - F - 4 1 - 50 50 50

Activation	
Option	Code
Straight Handle (Acetal Plastic)	2
V-Handle (Aluminum)	4
V-Handle (Acetal Plastic)	6

Trim Ring (Face Plate)	
Option	Code
Bonnet	1
Raw Water / Fresh Water (Black Laminate)	2
Livewell / Washdown (Delrin)	3
Livewell / Washdown (Black Laminate)	4

Option	Code		
	Port A	Port B	Port C
1/2" NPT Tapped	31	31	31
1/2" Barbed Adapter	37	37	37
1/2" 90° Barbed Adapter	38	38	38
5/8" Barbed Adapter	27	27	27
5/8" 90° Barbed Adapter	28	28	28
3/4" NPT Threaded	42	42	42
3/4" Barbed Adapter	47	47	47
3/4" 90° Barbed Adapter	48	48	48
1" Smooth	50	50	50