



- Durable, lightweight Acetal plastic
- Accommodates 1/2” - 1” hose
- Easy turning handle
 - ◊ Also available in epoxy-coated aluminum
- Base mounting plate with 3 mounting holes
- Full port opening
- Locking tab on handle
- Arrows on handle indicate flow path
- Supports either 2 or 3 flow-path mode

Performance

Max Pressure	40 psi (2.8 kg/cm ²)
Max Service Temp	212°F (100°C)

Materials


Body & Ports*	Acetal Plastic (Gray)
Handle	Acetal Plastic (Gray) or Epoxy-coated Aluminum
Seat*	Santoprene
Fasteners	Stainless Steel
Spacers	Polypropylene (Black)
Lubricant*	Dow Corning Silicone Grease #44

* In contact with fluid


Available Ports

	in	1/2	5/8	3/4	1
	cm	1.27	1.6	1.91	2.54
Hose (Smooth)					S
NPT Female (Tapped)		•			
NPT Male (Threaded)				•	
Barbed Adapter (Straight)		•	•	•	
90° Barbed Adapter (Elbow)		•	•	•	

S Standard • Optional



Y-Valve handle features lockable tab (A) and arrows (B) to indicate direction of flow.



	in	cm
A	3-15/16	10.0
B	13/16	2.1
C	2-3/8	6.0
D	3-1/8	8.0
E	3-1/2	8.9
(Bolt Circle Diam) F	2-3/4	7.0
G	4	10.2
H	3-15/16	10.0
J	4-1/8	10.5
Mounting Holes	3/16	0.5
Weight	0.40 lb	0.18 kg
Weight (alum. handle)	0.50 lb	0.23 kg

Handle Options



Straight
(Acetal Plastic)




1-1/2 in
V-Shape - Standard
(Acetal Plastic or Epoxy-coated Aluminum)

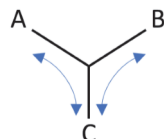


2-3/4 in
V-Shape - Long
(Acetal Plastic or Epoxy-coated Aluminum)

Optional 2-Way or 3-Way Flow Mode

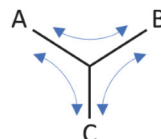


Easily removable travel stop ring converts from 2 flow-path mode to 3 flow-path mode



2 Flow-Path Mode

Flow path A-to-C or B-to-C



3 Flow-Path Mode


Flow path A-to-C, B-to-C or A-to-B

Sea-Lect® Y-Valve YV-094D-B



Example: YV-094D-B-30-505050

- Sea-Lect Y-Valve
- Model style 94 (Acetal Plastic / Gray)
- Base mount
- Epoxy-coated Aluminum V-Shaped Handle
- No Trim Ring
- 1" Smooth Hose Connections



Sea-Lect Product	
Option	Code
Y-Valve	YV

Family	
Option	Code
1" Nominal Port Size	094D

Mounting Style	
Option	Code
Base Mount	B

YV - 094D - B - 3 0 - 50 50 50

Activation	
Option	Code
Straight Handle (Acetal Plastic)	2
V-Handle (Aluminum)	3
V-Handle (Aluminum) - Long	4
V-Handle (Acetal Plastic)	5
V-Handle (Acetal Plastic) - Long	6

Trim Ring (Face Plate)	
Option	Code
None	0

Option	Code		
	Port A	Port B	Port C
1/2" NPT Tapped	31	31	31
1/2" Barbed Adapter	37	37	37
1/2" 90° Barbed Adapter	38	38	38
5/8" Barbed Adapter	27	27	27
5/8" 90° Barbed Adapter	28	28	28
3/4" NPT Threaded	42	42	42
3/4" Barbed Adapter	47	47	47
3/4" 90° Barbed Adapter	48	48	48
1" Smooth	50	50	50