



Guzzler® Foot Lever Pump GL-0450D

- Rugged aluminum Foot Lever activation for hand or foot operation
- Tough Delrin-like plastic body with aluminum clamp ring
- Same-side ports for close-fitting installations
- Accommodates 1/2" - 1-1/4" hose
- 2.7 GPM
- Available with standard, lightweight or heavy-duty stainless steel spring

Performance

Flow Rate	Per minute ¹ : 2.7 Gal (10.3L) Per stroke: 0.18 Qt (0.17L)	
Max Head	30 ft (9.1 m)	
Max Lift	3 ft (0.9 m)	(LW spring)
	6 ft (1.8 m)	(STD spring)
	10 ft (3.1 m)	(HD spring)
	21 ft (6.4 m)	(XHD spring)
Max Pressure	15 psi (1.0 kg/cm ²)	
Max. Service Temp	212°F (100°C)	


¹: with STD spring; 0 Lift



Available Ports

	in	1/2	3/4	1	1-1/8	1-1/4
	cm	1.27	1.91	2.54	2.86	3.18
Hose (Smooth)			•	S	•	•
NPT Female (Tapped)		•	•			
NPT Male (Threaded)			•			
Male Garden Hose (Threaded)			•			
Barbed			•		•	
Female Garden Hose Adapter			•			

S Standard • Optional

Stainless Steel Spring Options

	Lightweight (LW)	— 20 lb/in
	Standard (STD)	— 35 lb/in
	Heavy Duty (HD)	— 55 lb/in



	in	cm
A	8-1/2	21.6
B	15-1/4	38.7
C	4	10.2
D	6-1/4	15.9
E	5	12.7
F	1-1/4	3.2
G	4-5/16	11.0
Mounting Holes	1/4	0.64
Bolt Circle Diam.	6-1/8	15.6
Weight	2.90 lb	1.31 kg

Specifications / Options

Body & Ports *	Acetal (POM) Copolymer / Gray
Clamp Ring	Aluminum
Foot Lever	Aluminum
Valves *	Flapper, Duckbill, Umbrella
Diaphragm *	Buna-N, Buna-N Double Sided, Neoprene, Viton, EPDM, Silicone
Clevis/Button Assembly *	SS Washer & Aluminum Clevis
Internal Spring *	Lightweight (LW), Standard (STD), Heavy-Duty (HD), Extra Heavy Duty (XHD) (all stainless steel)

* In contact with fluid

Valve Options

Flapper — General purpose liquid transfer



Duckbill — For dirty liquid and sewage. Permits mounting in any position.



Umbrella — Most efficient for pumping clean liquid. Also used for air and vacuum service.



Guzzler® Foot Lever Pump GL-0450D



Product Model Number Nomenclature Guide

Example: GL-0450D-761-43-5050-10

- Guzzler Foot Lever Pump
- Model style #0450D: Acetal Body, Same Side Ports
- Aluminum Foot Lever
- Duckbill Buna-N Valves
- Buna-N Diaphragm
- SS Washer / Aluminum Clevis / Acetal Button Assembly
- Aluminum Clamp Ring
- Inlet: 1" Smooth
- Outlet: 1" Smooth
- Standard weight spring

Guzzler Product	
Option	Code
Foot Lever Pump	GL

Style (Family)	
Option	Code
Acetal, Same Side Ports	0450D

Foot Lever	
Option	Code
Aluminum	7

Valves	
Option	Code
Flapper (Buna-N)	1
Flapper (White Buna)	2
Flapper (Neoprene)	3
Flapper (Viton)	4
Flapper (EPDM)	5
Duckbill (Buna-N)	6
Umbrella (Silicone)	7

Diaphragm	
Option	Code
Buna Nitrile	1
Buna-N 3-Ply	2
Neoprene	3
Viton	4
EPDM	5
Silicone	7

GL - 0450D - 7 6 1 - 4 3 - 50 50 - 10

Clevis/Button Assembly	
Option	Code
SS Washer, Alum. Clevis, Acetal Button	4

Clamp Ring	
Option	Code
Aluminum	3

Option	Code	
	Inlet	Outlet
1/2" NPT Tapped	31	31
3/4" Smooth	40	40
3/4" NPT Tapped	41	41
3/4" NPT Threaded	42	42
3/4" Barbed	43	43
3/4" Female GH Adapter	45	45
3/4" Male Garden Hose	46	46
1" Smooth	50	50
1" NPT Threaded	52	52
1-1/8" Smooth	60	60
1-1/8" Barbed	63	63
1-1/4" Smooth	70	70

Internal Spring	
Option	Code
Std Weight SS	10
Lightweight SS	20
Heavy Duty SS	30

