



Raising the standard through innovation

Guzzler® Hand Pump GH-M400D



- Flush-mounted below deck or behind wall
 - ◊ Max deck/wall thickness: 3/4 in
- Sleek, low-profile polypropylene cover plate available in black or white
- Removable, rugged aluminum handle
- Handle can be positioned in 12 different orientations relative to pump ports
- Accommodates 1/2" - 1-1/4" hose
- 10 GPM
- Ideal for use as bilge pump

Specifications / Options

Body & Ports *	Acetal (POM) Copolymer / Gray
Clamp Ring	Acetal (POM) Copolymer / Gray
Handle	Aluminum: Vertical (Removable)/ Silver
Cover Plate (Trim Ring)	Polypropylene (Black or White)
Valves *	Flapper, Duckbill, Umbrella
Diaphragm *	Buna-N, Buna-N Double Sided, Neoprene, Viton, EPDM, Silicone
Clevis/Button Assembly *	Acetal (POM) Copolymer / Gray
Acutator	Aluminum, Stainless steel

* In contact with fluid

Performance

Flow Rate	Per minute ¹ : 10 Gal (37.9L) Per stroke: 0.44 Qt (0.42L)
Max Lift	12 ft (3.7 m) 22 ft (6.7 m) with check valve
Max Head	30 ft (9.1 m)
Max Pressure	15 psi (1.0 kg/cm ²)
Max Service Temp	212°F (100°C)




¹: at 90 cpm

Available Ports

	in	1/2	3/4	1	1-1/8	1-1/4
	cm	1.27	1.91	2.54	2.86	3.18
Hose (Smooth)			•	S	•	•
NPT Female (Tapped)		•	•			
NPT Male (Threaded)			•	•		
Male Garden Hose (Threaded)			•			
Barbed			•		•	
Female Garden Hose Adapter			•			


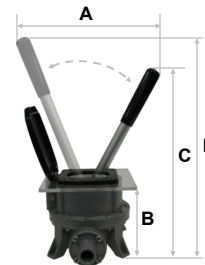
S Standard • Optional

Valve Options

	Flapper —	General purpose liquid transfer.
	Duckbill —	For dirty liquid and sewage. Permits mounting in any position.
	Umbrella —	Most efficient for pumping clean liquid. Also used for air and vacuum service.



Pump shown mounted to plexi-glass plate with white trim ring visible above mounting surface



	in	cm
A	9-1/2	24.1
B	4-1/2	11.4
C	12	30.5
D	13-7/8	35.2
E	10-1/4	26.0
F	5	12.7
G	4-1/2	11.4
H	10-1/4	26.0
J	3-3/16	8.1
K	2-7/8	7.3
Mounting Holes	1/4	0.64
Weight	2.45 lb	1.11 kg

Removable Handle and Cover Plate (Trim Ring) Options



Top view of closed Trim Ring and Removable Handle



Black Cover Plate



White Cover Plate

Guzzler® Hand Pump GH-M400D



Product Model Number Nomenclature Guide

Example: GH-M400D-411-87-5050-00

- Guzzler Hand Pump
- Model style #M400D: Acetal Body, Flush mount, Opposite Side Ports
- Removable Vertical Handle (Silver)
- Buna-N Flapper Valves
- Buna Diaphragm
- Stainless Steel Actuator
- White Polypropylene Cover Plate
- Inlet: 1" Smooth
- Outlet: 1" Smooth
- No Spring

Guzzler Product	
Option	Code
Hand Pump	GH

Style (Family)	
Option	Code
Acetal, Flush mount, Opp. Side Ports	M400D

Handle	
Option	Code
Vertical/Silver (Removable)	4

Valves	
Option	Code
Flapper (Buna-N)	1
Flapper (White Buna)	2
Flapper (Neoprene)	3
Flapper (Viton)	4
Flapper (EPDM)	5
Duckbill (Buna-N)	6
Umbrella (Silicone)	7

Diaphragm	
Option	Code
Buna Nitrile	1
Buna-N 3-Ply	2
Neoprene	3
Viton	4
EPDM	5
Silicone	7

GH - **M400D** - **4** **1** **1** - **8** **7** - **50** **50** - **00**

Actuator	
Option	Code
Aluminum	7
Stainless Steel	8

Cover Plate	
Option	Code
Black	6
White	7

Hose Connections		
Option	Code	
	Inlet	Outlet
1/2" NPT Tapped	31	31
3/4" Smooth	40	40
3/4" NPT Tapped	41	41
3/4" NPT Threaded	42	42
3/4" Barbed	43	43
3/4" Female GH Adapter	45	45
3/4" Male Garden Hose	46	46
1" Smooth	50	50
1" NPT Threaded	52	52
1-1/8" Smooth	60	60
1-1/8" Barbed	63	63
1-1/4" Smooth	70	70

Internal Spring	
Option	Code
No Spring	00
Std Weight SS	10
Lightweight SS	20
Heavy Duty SS	30

