

For maple sap vacuum production on up to 400 taps



- **Up to 29 in Hg vacuum with wet pump valves**
 - ◇ Dry valves: 20 in Hg
- **Use on up to 400 taps**
- **No releaser required**
 - ◇ Creates vacuum and transfers fluid
 - ◇ Liquid will not damage pump
 - ◇ Can run dry without damage
- **Wetted components made of FDA-approved materials**
- **Quiet-running 115 VAC 72 rpm motor**
 - ◇ Features water-resistant motor enclosure
- **Connecting rod bearings require no lubrication**
- **Pump diaphragm easily accessible**
- **Wired with on/off switch and 6' power cord**
- **Accommodates 1-1/4 in—2 in hose**

Quiet-running, efficient 115 VAC motor available in a range of speeds and torques.



Performance

Flow Rate	per stroke: 0.55 Qt (0.52L)
Max Vacuum	29 in Hg (1.0 bar) ¹
Max Lift	20 ft (6.1 m) ²
Max Pressure	10 psi (0.7 bar) ¹
Max Head	23 ft (7.0 m) ¹
Max Service Temp	220°F (104°C)

¹ with wetted umbrella valves; on sap lines with minimal leaks
² with a check valve

Specifications / Options

Body & Ports ¹	Natural (Pigment-free) Delrin / White ²
Clamp Ring	Aluminum Motor Mounting Plate
Valves ¹	Umbrella ²
Diaphragm ¹	Buna-N ² , Silicone ² , Santoprene ²
Clevis/Button Assembly ¹	Natural Delrin (White) ² and Stainless Steel ²
Motor Ambient Temp	Ambient Temp: 14°F ~ 104°F (-10°C ~ 40°C)
Motor Enclosure	Enclosure provides limited protection against ingress of dust and water spray.

¹ in contact with fluid ² FDA-approved material

Valve Options

Umbrella	Excellent vacuum service. Best for transfer of liquids free of any materials. Made of FDA-approved silicone.
-----------------	--

Available Ports

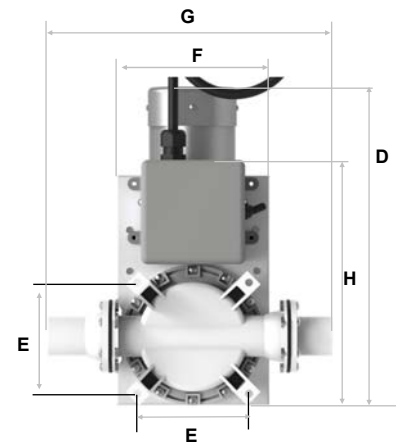

	in	1-1/4	1-1/2	2
	cm	3.18	3.81	5.08
Hose (Smooth)			S	•
NPT Female (Tapped)		•		
NPT Male (Threaded)			•	

S Standard **•** Optional

115 VAC Motor

Pump Capacity ³ (cfm)	Motor Speed ³ (Name-plate RPM)	Full Load Torque (in-lbs.)	Input HP	Full Load Amps	Max Vacuum (in of Hg) ³	Max Head Pressure ⁴ (psi)	Max Head (ft)
1.05	72	111	1/8	1.6	29	10	23

³ at 0 lift, 0 head
⁴ Check valve recommended for lifts above 12 ft.
⁵ Assuming dry valves. Higher vacuum possible when valves are wet.



	in	cm
A	8-1/4	21.0
B	7-1/4	18.4
C	9-5/8	24.4
D	12-3/4	32.4
E	4-5/16	11.0
F	6	15.2
G	10-7/8	27.6
H	9-5/8	24.4
Mounting Holes	1/4	0.64
Bolt Circle Diam.	6-1/8	15.6
Weight	16.4 lb	7.4 kg

Guzzler® 115 VAC Electric Pump

GE-0501N

Example: GE-0501N-071-58-8080-BP

- Guzzler Electric Pump
- Model style #0501N: Natural Delrin Body, Opposite Side Ports
- Silicone Umbrella Valves
- Buna-N (FDA –approved material) Diaphragm
- Natural Delrin Clevis
- Motor Mounting Plate Clamp Ring
- Inlet: 1-1/2" Smooth
- Outlet: 1-1/2" Smooth
- 115 VAC / 72 RPM / 111 T Motor; water-resistant motor enclosure



Recommended options for use in maple sap collection

Guzzler Product	
Option	Code
Electric Pump	GE

Style (Family)	
Option	Code
Nat'l Delrin, Opp. Side Ports	0501N

Speed Control	
Option	Code
None	0

Valves	
Option	Code
Umbrella (Silicone)*	7

Diaphragm	
Option	Code
Buna Nitrile *	1
Silicone *	7
Santoprene *	8

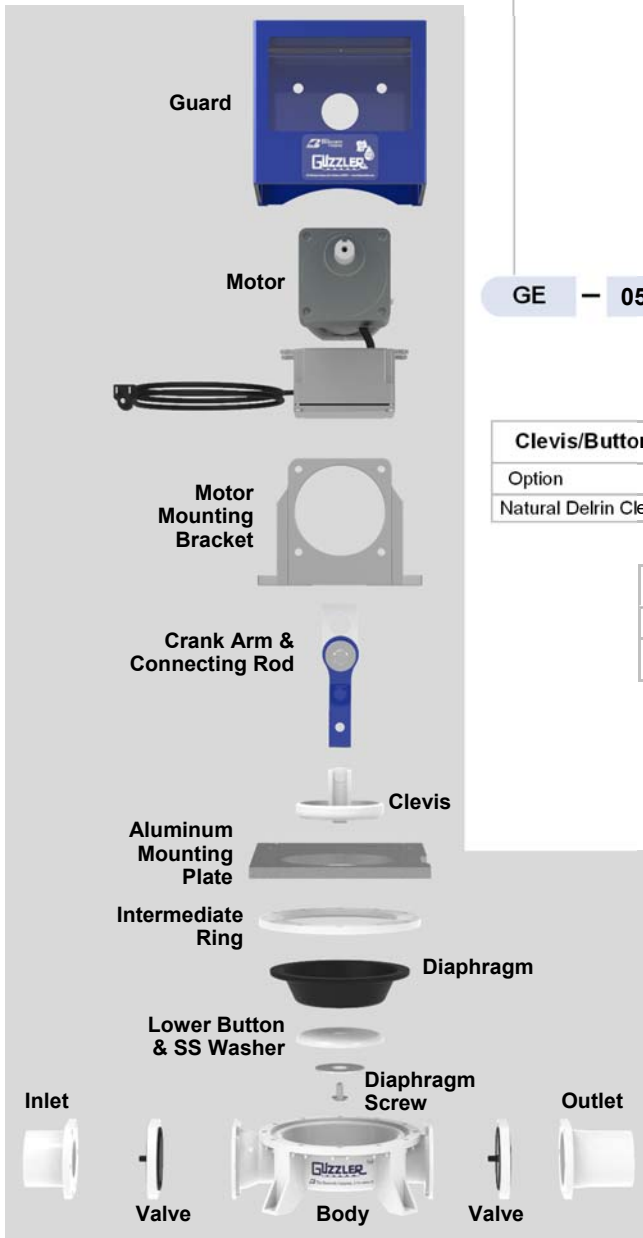
GE - 0501N - 0 7 1 - 5 8 - 80 80 - BP

Clevis/Button Assembly	
Option	Code
Natural Delrin Clevis	5

Clamp Ring	
Option	Code
Motor Mounting Plate	8

Hose Connections		
Option	Code	
	Inlet	Outlet
1-1/4" NPT Tapped	71	71
1-1/2" Smooth	80	80
1-1/2" NPT Threaded	82	82
2" Smooth	90	90

115 VAC Motors		
Speed (rpm)	Torque (in-lbs)	Code
30	118	BD
60	133	BK
72	111	BP
100	80	BT



* These elastomers are made from FDA-approved material.