


Invented for life





EV3000 DC Fast Charger


Charge up to 4 times faster than standard Level 2 AC charging

The Bosch EV3000 Direct Current (DC) Fast Charger is a 30kW output DC fast charger ideal for commercial, workplace, fleet, and public charging. Compact and wall mountable to reduce the complexity and cost of installation.

 DC charging can charge much faster than standard AC charging stations due to their higher power. The Bosch EV3000 will charge a typical passenger vehicle from 20%-80% in about an hour. Compatible with vehicles using the SAE J1772 Combo connector found on most electric vehicles in North America.

 As with all Bosch EV charging stations, the EV3000 DC Fast Charger is designed for easy installation and low maintenance.

 Configured to allow instant charging without authentication or user interaction. Just plug it in and charge. There are no complicated configurations, user registrations, or ongoing fees.

 Whether installed indoor or outdoors, the EV3000 is built for optimal functionality over a wide range of conditions, including temperature, humidity, dirt, dust, oil, and corrosive conditions.



Invented for life



EV3000 DC Fast Charger

Benefits

- ▶ Ideal for Fleets, Public Parking Lots and Dealerships
- ▶ Charge up to 4 times faster than Level 2 AC charging stations
- ▶ Ability to charge new vehicles that operate at higher voltages
- ▶ Includes SAE J1772 CCS Cable
- ▶ Indoor and Outdoor rated (IP55)
- ▶ High resolution 7" LCD display
- ▶ Wall mountable
- ▶ Low maintenance
- ▶ OCPP network compatible
- ▶ ETL (UL) Safety certification
- ▶ 3-year warranty

Mounting Requirements

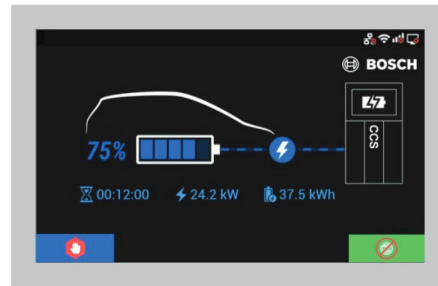
- ▶ Wall or structure capable of supporting 176lb
- ▶ Mounting height between 2ft – 4ft




Shown with optional pedestal



Ready to plug-in charging connector



Charging status screen



Charging is complete

Mechanical specifications	
Dimensions	27.7" x 9.0" x 27.2"
Weight	Charging connector: ≤ 80kg
DC charging connector	DC Combo 2 CCS
Charging cable length	13.1' (4M)
Charging cable quantity	1
Input cable connection	Not included
Cooling	Forced air
Ingression protection	IP55 (indoor/outdoor rated)

Power input requirements

Property	Value / Range
AC input	
Voltage rating	3Φ480 Vac (+ 10%, -15%)
Max. input current	40A
Electrical distribution	3P+ N +PE (Wye Configuration)
Power grid system	TN /TT
Frequency	50/60Hz
Max. input power	33kVA
Power factor	> 0.99
Efficiency	> 94%