Interchangeable Immersion & Suction Coolant/Oil Pumps



Immersion Type Pump

Suction Type Pump

- **Fully Interchangeable with Units Furnished on Most Imported Machine Tools**
- **1/8 to 1 HP Totally Enclosed Motors**
- **2 Pole, 3450 RPM**
- **Single or Three Phase Motors**
- **Stainless Steel Semi-Open Impeller**
- **Cast Iron Construction**
- **Maximum Temperature 180° F**
- **Maximum Flow 56 GPM (Water)**
- **Maximum Head 60 Ft. (Water)**
- **Solids Handling and Fine Contaminant Design**

Performance of Interchangeable Coolant/Oil Pumps

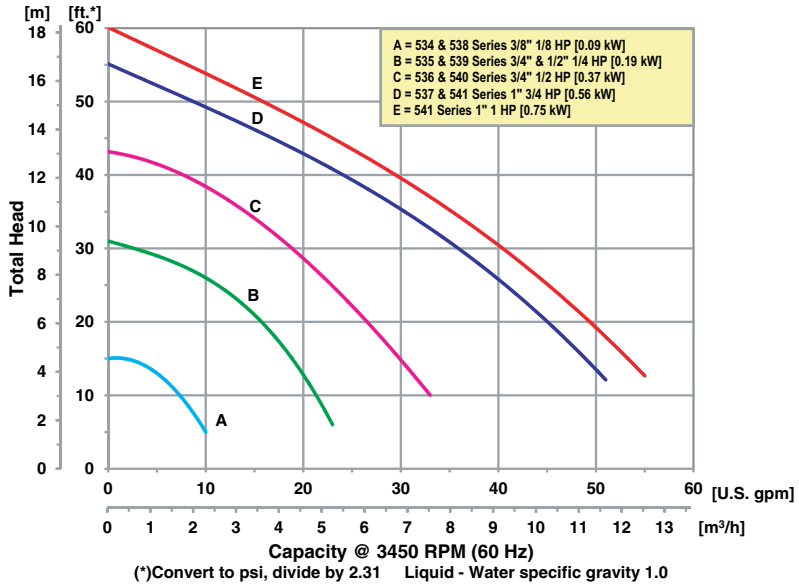

(*)Convert to psi, divide by 2.31 Liquid - Water specific gravity 1.0

AMT Interchangeable Coolant/Oil pumps are dependable, economical replacement pumps equivalent to units supplied with both domestic and foreign made machine tools such as Fuji, Mitsubishi, Toshiba, Hitachi and many others. These pumps are designed for the circulation and spraying of coolants and cutting oils. Pumps are available with a stainless steel impeller for added corrosion/erosion resistance and durability. 1/8 & 1/4 HP models are available in 115/230 VAC, 60 Hz single phase and 230/460 VAC, 50/60 Hz three phase. Motors are Totally Enclosed with sealed bearings and operate at 3450 RPM. Pumps feature semi-open impellers that are designed for handling solids and fine contaminants.

JME ELLSWORTH
A John M. Ellsworth Company
John M. Ellsworth Co., Inc.

P.O. Box 240072
8700 West Bradley Road
Milwaukee, WI 53224

800·333·3331 PHONE

info@jmesales.com E-MAIL
www.JMEsales.com WEB

Immersion & Suction Coolant Pumps

Immersion Type Features†

- Cast Iron Construction
- Stainless Steel Impeller
- Carbon Steel Shaft
- Sealless Design for Pumping Abrasives
- Pumps Liquids Down to 2”
- Ideally Suited for Pumping Fine Contaminants

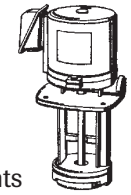

Suction Type Features*

- Cast Iron Construction
- Stainless Steel Impeller
- Carbon Steel Shaft
- Carbon/Ceramic Shaft Seal
- Self-Priming up to 2’ - Maximum Suction Lift
- Pumps Must be Mounted Above Liquid

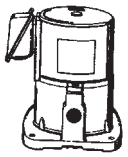

Cross Reference to Replacement of Standard Machine Tool Industry Pumps

Fuji	Old Fuji	Mitsubishi	Toshiba	Hitachi	Yasukawa	Graymills	Gusher	Stainless Impeller Model
VKN-043A	VKN-041A	—	—	CPS-041	VFPC-01F	IMS-08	VBH-18	5340-95
VKN-053A	VKN-051A	NP-60J	OPF-60M	CPS-063	VFPC-061F	IMS-08	VBH-18	5341-95
VKN-063A	VKN-061A	NP-100J	OPF-100J	CPS-103	VFPC-101F	IMS-25	VBH-14	5350-95
VKN-073A	VKN-071A	NP-180J	OPF-180J	CPS-183	VFPC-181F	IMS-25	VBH-14	5351-95
VKN-083A	VKN-081A	NP-250J	OPF-250J	CPS-253	VFPC-251F	IMS-50	VBH-12	5360-95
VKN-093A	VKN-091A	NP-400J	OPF-400J	CPS-403	VFPC-401F	IMS-75	VBH-34	5370-95
—	—	—	—	—	—	IMS-100	VBH-10	5371-95
VKP-043A	VKN-041A	—	—	CPD-041	VFPC-01DL	IMV-08	VBV-18	5380-95
VKP-053A	VKN-051A	NQ-60J	OPF-60M	CPD-060M	VFPC-061DIF	IMV-08	VBV-18	5381-95
VKP-063A	VKN-061A	NQ-100J	OPF-100M	CPD-100M	VFPC-100	IMV-25	VBV-14	5390-95
VKP-073A	VKN-071A	NQ-180J	OPF-180M	CPD-180M	CPD-183	IMV-25	VBV-14	5391-95
VKP-083A	VKN-081A	NQ-250J	OPF-250M	CPD-253	VFPC-250JF	IMV-50	VBV-12	5400-95
VKP-093A	VKN-091A	NQ-400J	OPF-400M	CPD-403	VFPC-4010JJF	IMV-75	VBV-34	5410-95

Pump Dimensional & Specification Data

Model	Curve	Type	HP	PH	Voltage @ 60 Hz+	Full Load Amps	A	B	C	D	E	F NPT	G	H	J	Ship Wt. (Lbs.)
5340-95	A	*SUC	1/8	1	115/230	0.7/0.35	6.8 [172.2]	1.7 [43.2]	5.5 [139.7]	5.5 [139.7]	0.2 [5.1]	3/8”	6.7 [170.2]	0.8 [20.3]	—	14
5341-95		*SUC		3	230/460	0.3/0.19										
5350-95	B	*SUC	1/4	1	115/230	3.0/1.5	8.7 [220.1]	2.5 [63.5]	6.7 [170.2]	7.2 [182.9]	0.3 [7.6]	½”	7.8 [198.1]	0.8 [20.3]	—	27
5351-95		*SUC		3	230/460	0.8/0.4										
5360-95	C	*SUC	1/2	3	230/460	1.8/1.25	10.3 [261.6]	2.8 [71.1]	7.7 [195.6]	8.5 [215.9]	0.3 [7.6]	¾”	7.8 [198.1]	0.8 [20.3]	—	37
5370-95	D	*SUC	3/4	3	230/460	2.6/1.6	12.0 [304.8]	3.0 [76.2]	8.0 [203.2]	8.6 [218.4]	0.3 [7.6]	1”	7.8 [198.1]	0.8 [20.3]	—	41
5380-95	A	†IMM	1/8	1	115/230	0.7/0.35	11.7 [297.2]	6.0 [152.4]	4.8 [122.0]	5.0 [127.0]	0.2 [5.1]	3/8”	6.7 [170.2]	0.8 [20.3]	3.5 [88.9]	15
5381-95		†IMM		3	230/460	0.3/0.19										
5390-95	B	†IMM	1/4	1	115/230	3.0/1.5	13.6 [345.4]	7.0 [177.8]	6.3 [160.0]	6.1 [154.9]	0.3 [7.6]	½”	7.8 [198.1]	0.8 [20.3]	4.7 [119.4]	27
5391-95		†IMM		3	230/460	0.8/0.4										
5400-95	C	†IMM	1/2	3	230/460	1.8/1.25	18.3 [464.8]	9.5 [241.3]	7.7 [195.6]	6.7 [170.2]	0.3 [7.6]	¾”	7.8 [198.1]	0.8 [20.3]	5.3 [134.6]	40
5410-95	D	†IMM	3/4	3	230/460	2.6/1.6	20.6 [523.2]	11.0 [279.4]	7.7 [195.6]	7.3 [184.4]	0.3 [7.6]	1”	7.8 [198.1]	0.8 [20.3]	5.8 [147.3]	48
5411-95	E	†IMM	1	3	230/460	3.2/1.9	20.6 [523.2]	11.0 [279.4]	7.7 [195.6]	7.3 [184.4]	0.3 [7.6]	1”	7.8 [198.1]	0.8 [20.3]	5.8 [147.3]	50

NOTE: Dimensions are in inches (centimeters) and have a tolerance of ± 1/8”
(+) 3-Phase models can also operate on 50 Hz. (This will change full load amps, service factor, RPM, and performance.)

MOTOR DATA:
Pumps feature Totally Enclosed motors with sealed, permanently lubricated bearing for protection from dirt,moisture and soil.
Available in:
Single (1) 115/230 VAC 60 Hz
Three (3) 230/460 VAC 50/60 Hz

Maximum Recommended Viscosity: 500 SSU

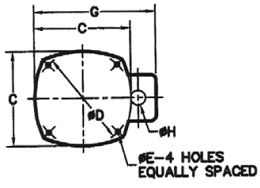

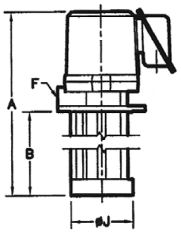

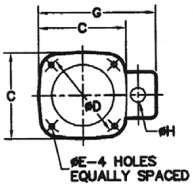

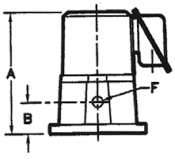

† Immersion-type pumps require no bearings, seals, or packing, ideally suiting them for pumping liquids containing fine contaminants. For circulation of coolant and spraying of cutting oil in all machines, including grinders and applications with higher

*** Suction-type pumps** must be mounted above the liquid level as well as other remote locations, featuring a 2 ft. maximum suction lift. For circulating coolant, liquids with large amounts of foreign matter and spraying cutting oil in all types of machines,